

MONTHLY REPORT OF DISBURSEMENTS
For the month of DECEMBER 2016

Department : DEPARTMENT OF HEALTH
Agency : San Lorenzo Ruiz Women's Hospital
Operating Unit :
Organization Code (UACS) : 13 001 14 00015
Funding Source Code (as clustered) : 101101
(e.g. Old Fund Code: 101,102, 151)

ARTICULARS			CURRENT YEAR BUDGET				PRIOR YEAR'S BUDGET												SUB-TOTAL				TRUST LIABILITIES								GRAND TOTAL								Remarks
			PS	MOOE	Fin. Exp	CO	TOTAL	PRIOR YEAR'S ACCOUNTS PAYABLE				CURRENT YEAR'S ACCOUNTS PAYABLE					TOTAL		PS	MOOE	CO	TOTAL	PS	MOOE	Fin. Exp	CO	TOTAL	PS	MOOE	Fin. Exp	CO	TOTAL							
			2	3	4	5	6=(2+3+4+5)	7	8	9	10	11=(7+8+9+10)	12	13	14	15	16=(12+13+14+15)	17=(11+16)	18=(6+17)	19	20	21	22=(19+20+21)	23	24	25	26	27=(23+24+25+26)	28										
JANUARY																																							
Notice of Cash Allocation (NCA)																																							
MDS Checks Issued			34,115.20	522.90			34,638.10					-	405,109.52				-	34,638.10					-			34,115.20	405,632.42	0		-		439,747.62							
Advice to Debit Account			1,929,432.77	7,600.00			1,937,032.77					-	190,546.67				-	1,937,032.77					-			1,929,432.77	198,146.67			-		2,127,579.44							
Working Fund (NCA issued to BTr)												-					-					-		-							-								
Tax Remittance Advices Issued (TRA)			140,565.94	56,776.39			197,342.33					-					-	197,342.33					-			140,565.94	56,776.39			-		197,342.33							
Cash Disbursement Ceiling (CDC)												-					-					-		-							-								
Non-Cash Availment Authority (NCAA)												-					-					-		-							-								
Others (CDT, BTr Docs Stamp, etc.)												-					-					-		-							-								
TOTAL			2,104,113.91	64,899.29	-	-	2,169,013.20	-	-	#	-	-	#	595,656.19	#	-	-	-	2,169,013.20	-		-	#	-	-	2,104,113.91	660,555.48	#		-		2,764,669.39							
FEBRUARY																																							
Notice of Cash Allocation																																							
MDS Checks Issued			504,054.37				504,054.37					-					-	504,054.37								504,054.37	-	-		-		504,054.37							
Advice to Debit Account			1,832,026.98	55,677.37			1,887,704.35	80,300.00	22,515.00			102,815.00					1,990,519.35		1,912,326.98							1,990,519.35	78,192.37	-		-		1,990,519.35							
Tax Remittance Advices Issued			219,106.50	123,857.63			342,964.13					-					-	342,964.13								219,106.50	123,857.63	-		-		342,964.13							
Cash Disbursement Ceiling												-					-					-		-							-								
Non-Cash Availment Authority												-					-					-		-							-								
Others (CDT, Docs Stamp, etc.)												-					-					-		-							-								
TOTAL			2,555,187.85	179,535.00	-	-	2,734,722.85	80,300.00	22,515.00	-		102,815.00	-	-	-	-	102,815.00	-	2,837,537.85	-		-	#	-	-	2,635,487.85	202,050.00	-		-		2,837,537.85							
MARCH																																							
Notice of Cash Allocation																																							
MDS Checks Issued			645,800.42	2,958.21			648,758.63					-					-	648,758.63								645,800.42	2,958.21	-		-		648,758.63							
Advice to Debit Account			2,735,019.41	85,072.95			2,820,092.36		283,171.43			283,171.43					283,171.43		3,103,263.79							2,735,019.41	368,244.38	-		-		3,103,263.79							
Tax Remittance Advices Issued			219,106.50	107,829.06			326,935.56		16,028.57			16,028.57					16,028.57		342,964.13							219,106.50	123,857.63	-		-		342,964.13							
Cash Disbursement Ceiling												-					-					-		-							-								
Non-Cash Availment Authority												-					-					-		-							-								
Others (CDT, Docs Stamp, etc.)												-					-					-		-							-								
TOTAL			3,599,926.33	195,860.22	-	-	3,795,786.55	-	299,200.00	-		299,200.00	-	-	-	-	299,200.00	-	4,094,986.55	-		-	#	-	-	3,599,926.33	495,060.22	-		-		4,094,986.55							
APRIL																																							
Notice of Cash Allocation																																							
MDS Checks Issued			802,360.11	35,694.69			838,054.80					-					-	838,054.80								802,360.11	35,694.69	-		-		838,054.80							
Advice to Debit Account			2,475,954.73	439,408.03			2,915,362.76					-					-	2,915,362.76								2,475,954.73	439,408.03	-		-		2,915,362.76							
Tax Remittance Advices Issued			315,531.97	18,860.83			334,392.80					-					-	334,392.80								315,531.97	18,860.83	-		-		334,392.80							
Cash Disbursement Ceiling												-					-					-		-							-								
Non-Cash Availment Authority												-					-					-		-							-								
Others (CDT, Docs Stamp, etc.)												-					-					-		-							-								
TOTAL			3,593,846.81	493,963.55	-	-	4,087,810.36	-	-	-		-	-	-	-	-	-	4,087,810.36	-		-	#	-	-	3,593,846.81	493,963.55	-		-		4,087,810.36								
MAY																																							
Notice of Cash Allocation																																							
MDS Checks Issued			643,493.30	57,600.00			701,093.30				93,750.00	93,750.00					93,750.00		794,843.30							643,493.30	57,600.00	-		93,750.00		794,843.30							
Advice to Debit Account			5,092,835.20	61,903.40			5,154,738.60			2,050,040.24	2,050,040.24						2,050,040.24		7,204,778.84							5,092,835.20	61,903.40	-		2,050,040.24		7,204,778.84							
Tax Remittance Advices Issued			351,696.71	39,515.79			391,212.50					-					-	391,212.50								351,696.71	39,515.79	-				391,212.50							
Cash Disbursement Ceiling												-					-					-		-							-								
Non-Cash Availment Authority												-					-					-		-							-								
Others (CDT, Docs Stamp, etc.)												-					-					-		-							-								
TOTAL			6,088,025.21	159,019.19	-	-	6,247,044.40	-	-	-	2,143,790.24	2,143,790.24	-	-	-	-	2,143,790.24	-	8,390,834.64	-		-	#	-	-	6,088,025.21	159,019.19	-		2,143,790.24		8,390,834.64							
JUNE																																							
Notice of Cash Allocation																																							
MDS Checks Issued			1,365,356.19	56,521.97			1,421,878.16					-					-	1,421,878.16									1,365,356.19	56,521.97	-		-		1,421,878.16						
Advice to Debit Account			2,694,711.73	77,902.34			2,772,614.07					-					-	2,772,614.07								2,694,711.73	77,902.34	-		-		2,772,614.07							
Tax Remittance Advices Issued			355,977.74	25,620.41			381,598.15					-					-	381,598.15								355,977.74	25,620.41	-		-		381,598.15							
Cash Disbursement Ceiling												-					-					-		-							-								
Non-Cash Availment Authority												-					-					-		-							-								
Others (CDT, Docs Stamp, etc.)												-					-					-		-							-								
TOTAL			4,416,045.66	160,044.72	-	-	4,576,090.38	-	-	-		-	-	-	-	-	-	4,576,090.38	-		-	#	-	-	4,416,045.66	160,044.72	-		-		4,576,090.38								
JULY																																							
Notice of Cash Allocation																																							
MDS Checks Issued			40,040.50				40,040.50					-					-	40,040.50									40,040.50	-		-		40,040.50							
Advice to Debit Account			2,223,276.39	40,445.00			2,263,721.39					-					-	2,263,721.39								2,223,276.39	40,445.00	-		-		2,263,721.39							
Tax Remittance Advices Issued			377,726.03	104,355.69			482,081.72					-					-	482,081.72								377,726.03	104,355.69	-		-									

MONTHLY REPORT OF DISBURSEMENTS
For the month of DECEMBER 2016


Department : DEPARTMENT OF HEALTH
Agency : San Lorenzo Ruiz Women's Hospital
Operating Unit :
Organization Code (UACS) : 13 001 14 00015
Funding Source Code (as clustered) : 101101
(e.g. Old Fund Code: 101,102, 151)

ARTICULARS		CURRENT YEAR BUDGET				PRIOR YEAR'S BUDGET															SUB-TOTAL		TRUST LIABILITIES								GRAND TOTAL						Remarks
		PS	MOOE	Fin. Exp	CO	TOTAL	PRIOR YEAR'S ACCOUNTS PAYABLE				CURRENT YEAR'S ACCOUNTS PAYABLE					TOTAL		PS	MOOE	CO	TOTAL	PS	MOOE	Fin. Exp	CO	TOTAL	PS	MOOE	Fin. Exp	CO	TOTAL						
1		2	3	4	5	6=(2+3+4+5)	PS	MOOE	Fin. Exp	CO	Sub-Total	PS	MOOE	Fin. Exp	CO	Sub-Total	16=(12+13+14+15)	17=(11+16)	18=(6+17)	19	20	21	22=(19+20+21)	23	24	25	26	27=(23+24+25+26)									
SEPTEMBER																																					
Notice of Cash Allocation																																					
MDS Checks Issued		1,337,270.96	70,433.96			1,407,704.92					-					1,306,880.06		-	1,407,704.92					1,337,270.96	70,433.96	-	-	1,407,704.92									
Advice to Debit Account		2,665,719.96	620,957.31			3,286,677.27					-							3,286,677.27					2,665,719.96	620,957.31	-	-	4,593,557.33										
Tax Remittance Advices Issued		388,229.25	40,840.28			429,069.53					-							429,069.53					388,229.25	40,840.28	-	-	429,069.53										
Cash Disbursement Ceiling																																					
Non-Cash Availment Authority																																					
Others (CDT, Docs Stamp, etc.)																																					
TOTAL		4,391,220.17	732,231.55	-	-	5,123,451.72	-	-	-	-	-	-	-	-	-	1,306,880.06	-	-	5,123,451.72	-	-	-	-	4,391,220.17	732,231.55	-	-	6,430,331.78									
OCTOBER																																					
Notice of Cash Allocation																																					
MDS Checks Issued		-	233,526.38			233,526.38					-							-	233,526.38					-	233,526.38	-	-	233,526.38									
Advice to Debit Account		2,400,132.19	480,575.78			2,880,707.97					-							-	2,880,707.97					2,400,132.19	480,575.78	-	-	2,880,707.97									
Tax Remittance Advices Issued		398,399.30	8,691.27			407,090.57					-							-	407,090.57					398,399.30	8,691.27	-	-	407,090.57									
Cash Disbursement Ceiling																																					
Non-Cash Availment Authority																																					
Others (CDT, Docs Stamp, etc.)																																					
TOTAL		2,798,531.49	722,793.43	-	-	3,521,324.92	-	-	-	-	-	-	-	-	-	-	-	-	3,521,324.92	-	-	-	-	2,798,531.49	722,793.43	-	-	3,521,324.92									
NOVEMBER																																					
Notice of Cash Allocation																																					
MDS Checks Issued		641,080.70	290,821.83			931,902.53					-							-	931,902.53					641,080.70	290,821.83	-	-	931,902.53									
Advice to Debit Account		3,734,384.44	716,187.65			4,450,572.09				438,967.26	438,967.26							438,967.26	4,889,539.35					3,734,384.44	716,187.65	-	-	4,889,539.35									
Tax Remittance Advices Issued		329,708.10	54,683.41			384,391.51				24,847.22	24,847.22							24,847.22	409,238.73					329,708.10	54,683.41	-	-	409,238.73									
Cash Disbursement Ceiling																																					
Non-Cash Availment Authority																																					
Others (CDT, Docs Stamp, etc.)																																					
TOTAL		4,705,173.24	1,061,692.89	-	-	5,766,866.13	-	-	-	463,814.48	463,814.48	-	-	-	-	-	-	463,814.48	6,230,680.61	-	-	-	-	4,705,173.24	1,061,692.89	-	-	6,230,680.61									
DECEMBER																																					
Notice of Cash Allocation																																					
MDS Checks Issued		1,736,273.64	3,573,291.23			5,309,564.87				275,201.45	275,201.45							275,201.45	5,584,766.32					1,736,273.64	3,573,291.23	-	-	5,584,766.32									
Advice to Debit Account		9,443,114.46	2,613,383.29			12,056,497.75				2,207,424.46	2,207,424.46							2,207,424.46	14,263,922.21					9,443,114.46	2,613,383.29	-	-	14,263,922.21									
Tax Remittance Advices Issued		6,309.98	49,653.96			55,963.94				-	-							-	55,963.94					6,309.98	49,653.96	-	-	55,963.94									
Cash Disbursement Ceiling																																					
Non-Cash Availment Authority																																					
Others (CDT, Docs Stamp, etc.)																																					
TOTAL		11,185,698.08	6,236,328.48	-	-	17,422,026.56	-	-	-	2,482,625.91	2,482,625.91	-	-	-	-	-	-	2,482,625.91	19,904,652.47	-	-	-	-	11,185,698.08	6,236,328.48	-	-	19,904,652.47									
GRAND TOTAL																																					
		51,648,929.75	11,366,835.66	-	-	63,015,765.41	80,300.00	321,715.00	-	5,090,230.63	5,492,245.63	-	-	595,656.19	-	1,306,880.06	-	5,492,245.63	68,508,011.04	-	-	-	-	51,729,229.75	12,284,206.85	-	-	70,410,547.29									


SUMMARY:		Previous Report	This month	DECEMBER 2016	As of Date			Previous Report	This month	DECEMBER 2016	As of Date
Total Disbursement Authorities Received						Total Disbursements Program		52,678,795.58	19,565,885.66		72,244,681.24
NCA		48,655,017.30	19,509,921.72		68,164,939.02	Less: * Actual Disbursements		50,505,894.82	19,904,652.47		70,410,547.29
Working Fund						(Over)/Under spending		2,172,900.76	(338,766.81)		1,834,133.95
TRA		4,023,778.28	55,963.94		4,079,742.22						
CDC											
NCAA											
Others (CDT, BTr Docs Stamp, etc.)											
Less: Notice of Transfer Allocations (NTA)* Issued											
Total Disbursements Authorities Available		52,678,795.58	19,565,885.66		72,244,681.24						
Less: Lapsed NCA		985.61	1,833,148.34		1,834,133.95						
Disbursements *		50,505,894.82	19,904,652.47		70,410,547.29						
Balance of Disbursements Authorities as of the date		2,171,915.15	(2,171,915.15)		(0.00)						

Notes: The use of NTA is discouraged
* Amounts should tally

Certified Correct:


HESSEL ANNE C. EUGENIO, CPA
Accountant II
Date:

Approved By:


MARILOU T. NERY, MD, MPH, DPPS
CHIEF OF HOSPITAL II
Date:

MONTHLY REPORT OF DISBURSEMENTS
For the month of NOVEMBER 2016

Department : DEPARTMENT OF HEALTH
Agency : San Lorenzo Ruiz Women's Hospital
Operating Unit :
Organization Code (UACS) : 13 001 14 00015
Funding Source Code (as clustered) : 101101
(e.g. Old Fund Code: 101,102, 151)

ARTICULARS		CURRENT YEAR BUDGET				PRIOR YEAR'S BUDGET				CURRENT YEAR'S ACCOUNTS PAYABLE				SUB-TOTAL				TRUST LIABILITIES				GRAND TOTAL				Remarks		
		PS	MOOE	Fin. Exp.	CO	TOTAL	PRIOR YEAR'S ACCOUNTS PAYABLE				CURRENT YEAR'S ACCOUNTS PAYABLE				TOTAL		PS	MOOE	CO	TOTAL	PS	MOOE	Fin. Exp.	CO	TOTAL			
							PS	MOOE	Fin. Exp.	CO	Sub-Total	PS	MOOE	Fin. Exp.	CO	Sub-Total												
1		2	3	4	5	6=(2+3+4+5)	7	8	9	10	11=(7+8+9+10)	12	13	14	15	16=(12+13+14+15)	17=(11+16)	18=(6+17)	19	20	21	22=(19+20+21)	23	24	25	26	27=(23+24+25+26)	28
JANUARY																												
Notice of Cash Allocation (NCA)																												
MDS Checks Issued		34,115.20	522.90			34,638.10					-		405,109.52			-	34,638.10				-		-	34,115.20	405,632.42	0	-	439,747.62
Advice to Debit Account		1,929,432.77	7,600.00			1,937,032.77					-		190,546.67			-	1,937,032.77				-		-	1,929,432.77	198,146.67		-	2,127,579.44
Working Fund (NCA issued to BTr)											-					-					-		-				-	
Tax Remittance Advices Issued (TRA)		140,565.94	56,776.39			197,342.33					-					-	197,342.33				-		-	140,565.94	56,776.39		-	197,342.33
Cash Disbursement Ceiling (CDC)											-					-					-		-				-	
Non-Cash Availment Authority (NCAA)											-					-					-		-				-	
Others (CDT, BTr Docs Stamp, etc.)											-					-					-		-				-	
TOTAL		2,104,113.91	64,899.29	-	-	2,169,013.20	-	-	#	-	-	#	595,656.19	#	-	-	-	2,169,013.20	-	-	-	#	-	2,104,113.91	660,555.48	#	-	2,764,669.39
FEBRUARY																												
Notice of Cash Allocation																												
MDS Checks Issued		504,054.37				504,054.37					-					-	504,054.37						504,054.37	-	-	-	504,054.37	
Advice to Debit Account		1,832,026.98	55,677.37			1,887,704.35	80,300.00	22,515.00			102,815.00					-	1,990,519.35						1,912,326.98	78,192.37	-	-	1,990,519.35	
Tax Remittance Advices Issued		219,106.50	123,857.63			342,964.13					-					-	342,964.13						219,106.50	123,857.63	-	-	342,964.13	
Cash Disbursement Ceiling											-					-					-		-				-	
Non-Cash Availment Authority											-					-					-		-				-	
Others (CDT, Docs Stamp, etc.)											-					-					-		-				-	
TOTAL		2,555,187.85	179,535.00	-	-	2,734,722.85	80,300.00	22,515.00	-	-	102,815.00	-	-	-	-	-	102,815.00	2,837,537.85	-	-	-	#	-	2,635,487.85	202,050.00	-	-	2,837,537.85
MARCH																												
Notice of Cash Allocation																												
MDS Checks Issued		645,800.42	2,958.21			648,758.63					-					-	648,758.63						645,800.42	2,958.21	-	-	648,758.63	
Advice to Debit Account		2,735,019.41	85,072.95			2,820,092.36		283,171.43			283,171.43					-	3,103,263.79						2,735,019.41	368,244.38	-	-	3,103,263.79	
Tax Remittance Advices Issued		219,106.50	107,829.06			326,935.56		16,028.57			16,028.57					-	342,964.13						219,106.50	123,857.63	-	-	342,964.13	
Cash Disbursement Ceiling											-					-					-		-				-	
Non-Cash Availment Authority											-					-					-		-				-	
Others (CDT, Docs Stamp, etc.)											-					-					-		-				-	
TOTAL		3,599,926.33	195,860.22	-	-	3,795,786.55	-	299,200.00	-	-	299,200.00	-	-	-	-	-	299,200.00	4,094,986.55	-	-	-	#	-	3,599,926.33	495,060.22	-	-	4,094,986.55
APRIL																												
Notice of Cash Allocation																												
MDS Checks Issued		802,360.11	35,694.69			838,054.80					-					-	838,054.80						802,360.11	35,694.69	-	-	838,054.80	
Advice to Debit Account		2,475,954.73	439,408.03			2,915,362.76					-					-	2,915,362.76						2,475,954.73	439,408.03	-	-	2,915,362.76	
Tax Remittance Advices Issued		315,531.97	18,860.83			334,392.80					-					-	334,392.80						315,531.97	18,860.83	-	-	334,392.80	
Cash Disbursement Ceiling											-					-					-		-				-	
Non-Cash Availment Authority											-					-					-		-				-	
Others (CDT, Docs Stamp, etc.)											-					-					-		-				-	
TOTAL		3,593,846.81	493,963.55	-	-	4,087,810.36	-	-	-	-	-	-	-	-	-	-	4,087,810.36	-	-	-	#	-	3,593,846.81	493,963.55	-	-	4,087,810.36	
MAY																												
Notice of Cash Allocation																												
MDS Checks Issued		643,493.30	57,600.00			701,093.30				93,750.00	93,750.00					-	794,843.30						643,493.30	57,600.00	-	-	794,843.30	
Advice to Debit Account		5,092,835.20	61,903.40			5,154,738.60				2,050,040.24	2,050,040.24					-	7,204,778.84						5,092,835.20	61,903.40	-	-	7,204,778.84	
Tax Remittance Advices Issued		351,696.71	39,515.79			391,212.50					-					-	391,212.50						351,696.71	39,515.79	-	-	391,212.50	
Cash Disbursement Ceiling											-					-					-		-				-	
Non-Cash Availment Authority											-					-					-		-				-	
Others (CDT, Docs Stamp, etc.)											-					-					-		-				-	
TOTAL		6,088,025.21	159,019.19	-	-	6,247,044.40	-	-	-	2,143,790.24	2,143,790.24	-	-	-	-	-	2,143,790.24	8,390,834.64	-	-	-	#	-	6,088,025.21	159,019.19	-	-	8,390,834.64
JUNE																												
Notice of Cash Allocation																												
MDS Checks Issued		1,365,356.19	56,521.97			1,421,878.16					-					-	1,421,878.16						1,365,356.19	56,521.97	-	-	1,421,878.16	
Advice to Debit Account		2,694,711.73	77,902.34			2,772,614.07					-					-	2,772,614.07						2,694,711.73	77,902.34	-	-	2,772,614.07	
Tax Remittance Advices Issued		355,977.74	25,620.41			381,598.15					-					-	381,598.15						355,977.74	25,620.41	-	-	381,598.15	
Cash Disbursement Ceiling											-					-					-		-				-	
Non-Cash Availment Authority											-					-					-		-				-	
Others (CDT, Docs Stamp, etc.)											-					-					-		-				-	
TOTAL		4,416,045.66	160,044.72	-	-	4,576,090.38	-	-	-	-	-	-	-	-	-	-	4,576,090.38	-	-	-	#	-	4,416,045.66	160,044.72	-	-	4,576,090.38	
JULY																												
Notice of Cash Allocation																												
MDS Checks Issued			40,040.50			40,040.50					-					-	40,040.50						-	40,040.50	-	-	40,040.50	
Advice to Debit Account		2,223,276.39	40,445.00			2,263,721.39					-					-	2,263,721.39						2,223,276.39	40,445.00	-	-	2,263,721.39	
Tax Remittance Advices Issued		377,726.03	104,355.69			482,081.72					-					-	482,081.721											

MONTHLY REPORT OF DISBURSEMENTS
For the month of NOVEMBER 2016


Department : DEPARTMENT OF HEALTH
Agency : San Lorenzo Ruiz Women's Hospital
Operating Unit :
Organization Code (UACS) : 13 001 14 00015
Funding Source Code (as clustered) : 101101
(e.g. Old Fund Code: 101,102, 151)

ARTICULARS		CURRENT YEAR BUDGET				PRIOR YEAR'S BUDGET					CURRENT YEAR'S ACCOUNTS PAYABLE					SUB-TOTAL		TRUST LIABILITIES			GRAND TOTAL					Remarks		
		PS	MOOE	Fin. Exp	CO	TOTAL	PRIOR YEAR'S ACCOUNTS PAYABLE				CURRENT YEAR'S ACCOUNTS PAYABLE					TOTAL		PS	MOOE	CO	TOTAL	PS	MOOE	Fin. Exp	CO		TOTAL	
							PS	MOOE	Fin. Exp	CO	Sub-Total	PS	MOOE	Fin. Exp	CO	Sub-Total	16=(12+13+14+15)	17=(11+16)	18=(6+17)	19	20	21	22=(19+20+21)	23	24	25	26	27=(23+24+25+26)
1		2	3	4	5	6=(2+3+4+5)	7	8	9	10	11=(7+8+9+10)	12	13	14	15	16=(12+13+14+15)	17=(11+16)	18=(6+17)	19	20	21	22=(19+20+21)	23	24	25	26	27=(23+24+25+26)	
OCTOBER	Notice of Cash Allocation																											
	MDS Checks Issued	1,337,270.96	70,433.96			1,407,704.92					-						-	1,407,704.92					1,337,270.96	70,433.96	-	-	1,407,704.92	
	Advice to Debit Account	2,665,719.96	620,957.31			3,286,677.27									1,306,880.06			3,286,677.27					2,665,719.96	620,957.31	-	1,306,880.06	4,593,557.33	
	Tax Remittance Advices Issued	388,229.25	40,840.28			429,069.53												429,069.53					388,229.25	40,840.28			429,069.53	
	Cash Disbursement Ceiling																											
	Non-Cash Availment Authority																											
	Others (CDT, Docs Stamp, etc.)																											
	TOTAL	4,391,220.17	732,231.55	-	-	5,123,451.72	-	-	-	-	-	-	-	-	1,306,880.06	-	-	5,123,451.72	-	-	-	#	-	4,391,220.17	732,231.55	-	1,306,880.06	6,430,331.78
NOVEMBER	Notice of Cash Allocation																											
	MDS Checks Issued	-	233,526.38			233,526.38					-						-	233,526.38					-	233,526.38	-	-	233,526.38	
	Advice to Debit Account	2,400,132.19	480,575.78			2,880,707.97												2,880,707.97					2,400,132.19	480,575.78	-	-	2,880,707.97	
	Tax Remittance Advices Issued	398,399.30	8,691.27			407,090.57												407,090.57					398,399.30	8,691.27			407,090.57	
	Cash Disbursement Ceiling																											
	Non-Cash Availment Authority																											
	Others (CDT, Docs Stamp, etc.)																											
	TOTAL	2,798,531.49	722,793.43	-	-	3,521,324.92	-	-	-	-	-	-	-	-	-	-	-	3,521,324.92	-	-	-	#	-	2,798,531.49	722,793.43	-	-	3,521,324.92
GRAND TOTAL	Notice of Cash Allocation																											
	MDS Checks Issued	641,080.70	290,821.83			931,902.53					-						-	931,902.53					641,080.70	290,821.83	-	-	931,902.53	
	Advice to Debit Account	3,734,384.44	716,187.65			4,450,572.09				438,967.26	438,967.26						438,967.26	4,889,539.35					3,734,384.44	716,187.65	-	438,967.26	4,889,539.35	
	Tax Remittance Advices Issued	329,708.10	54,683.41			384,391.51				24,847.22	24,847.22						24,847.22	409,238.73					329,708.10	54,683.41	-	24,847.22	409,238.73	
	Cash Disbursement Ceiling																											
	Non-Cash Availment Authority																											
	Others (CDT, Docs Stamp, etc.)																											
	TOTAL	4,705,173.24	1,061,692.89	-	-	5,766,866.13	-	-	-	463,814.48	463,814.48	-	-	-	-	-	463,814.48	6,230,680.61	-	-	-	#	-	4,705,173.24	1,061,692.89	-	463,814.48	6,230,680.61
		40,463,231.67	5,130,507.18	-	-	45,593,738.85	80,300.00	321,715.00	-	2,607,604.72	3,009,619.72	-	595,656.19	-	1,306,880.06	-	3,009,619.72	48,603,358.57	-	-	-	#	-	40,543,531.67	6,047,878.37	-	3,914,484.78	50,505,894.82


SUMMARY:	Previous Report	This month	NOVEMBER 2016	As of Date	Previous Report	This month	NOVEMBER 2016	As of Date
Total Disbursement Authorities Received								
NCA	41,442,395.92	7,212,621.38		48,655,017.30	45,056,935.47	7,621,860.11		52,678,795.58
Working Fund					44,275,214.21	6,230,680.61		50,505,894.82
TRA	3,614,539.55	409,238.73		4,023,778.28	781,721.26	1,391,179.50		2,172,900.76
CDC								
NCAA								
Others (CDT, BTr Docs Stamp, etc.)								
Less: Notice of Transfer Allocations (NTA)* issued								
Total Disbursements Authorities Available	45,056,935.47	7,621,860.11		52,678,795.58				
Less: Lapsed NCA	985.61			985.61				
Disbursements *	44,275,214.21	6,230,680.61		50,505,894.82				
Balance of Disbursements Authorities as of to date	780,735.65	1,391,179.50		2,171,915.15				

Notes: The use of NTA is discouraged
* Amounts should tally

Certified Correct:


HESSEL ANNE C. EUGENIO, CPA
Accountant II
Date:

Approved By:


MARILOU T. NERY, MD, MPH, DPPS
CHIEF OF HOSPITAL II
Date:

MONTHLY REPORT OF DISBURSEMENTS
For the month of OCTOBER 2016

Department : DEPARTMENT OF HEALTH
Agency : San Lorenzo Ruiz Women's Hospital
Operating Unit :
Organization Code (UACS) : 13 001 14 00015
Funding Source Code (as clustered) : 101101
(e.g. Old Fund Code: 101,102, 151)

ARTICULARS		CURRENT YEAR BUDGET				PRIOR YEAR'S BUDGET															SUB-TOTAL		TRUST LIABILITIES			GRAND TOTAL					
		PS	MOOE	Fin. Exp	CO	TOTAL	PRIOR YEAR'S ACCOUNTS PAYABLE				CURRENT YEAR'S ACCOUNTS PAYABLE					TOTAL		PS	MOOE	CO	TOTAL	PS	MOOE	Fin. Exp	CO	TOTAL					
							PS	MOOE	Fin. Exp	CO	Sub-Total	PS	MOOE	Fin. Exp	CO	Sub-Total															
1		2	3	4	5	6=(2+3+4+5)	7	8	9	10	11=(7+8+9+10)	12	13	14	15	16=(12+13+14+15)	17=(11+16)	18=(6+17)	19	20	21	22=(19+20+21)	23	24	25	26	27=(23+24+25+26)				
JANUARY																															
Notice of Cash Allocation (NCA)																															
MDS Checks Issued		34,115.20	522.90			34,638.10					-		405,109.52				-	34,638.10				-		0	-	-					
Advice to Debit Account		1,929,432.77	7,600.00			1,937,032.77					-		190,546.67				-	1,937,032.77				-			-	439,747.62					
Working Fund (NCA issued to BTr)											-						-				-				-						
Tax Remittance Advices Issued (TRA)		140,565.94	56,776.39			197,342.33					-						-	197,342.33				-			-	197,342.33					
Cash Disbursement Ceiling (CDC)											-						-				-				-						
Non-Cash Availment Authority (NCAA)											-						-				-				-						
Others (CDT, BTr Docs Stamp, etc.)											-						-				-				-						
TOTAL		2,104,113.91	64,899.29	-	-	2,169,013.20	-	-	#	-	-	#	595,656.19	#	-	-	-	2,169,013.20	#	-	#	-	2,104,113.91	660,555.48	#	-	2,764,669.39				
FEBRUARY																															
Notice of Cash Allocation																															
MDS Checks Issued		504,054.37				504,054.37					-						-	504,054.37							-	504,054.37					
Advice to Debit Account		1,832,026.98	55,677.37			1,887,704.35	80,300.00	22,515.00			102,815.00						102,815.00	1,990,519.35							-	1,990,519.35					
Tax Remittance Advices Issued		219,106.50	123,857.63			342,964.13					-						-	342,964.13							-	342,964.13					
Cash Disbursement Ceiling											-						-				-				-						
Non-Cash Availment Authority											-						-				-				-						
Others (CDT, Docs Stamp, etc.)											-						-				-				-						
TOTAL		2,555,187.85	179,535.00	-	-	2,734,722.85	80,300.00	22,515.00	-	-	102,815.00	-	-	-	-	-	102,815.00	2,837,537.85	-	-	#	-	2,635,487.85	202,050.00	-	-	2,837,537.85				
MARCH																															
Notice of Cash Allocation																															
MDS Checks Issued		645,800.42	2,958.21			648,758.63					-						-	648,758.63								648,758.63					
Advice to Debit Account		2,735,019.41	85,072.95			2,820,092.36		283,171.43			283,171.43						283,171.43	3,103,263.79							-	3,103,263.79					
Tax Remittance Advices Issued		219,106.50	107,829.06			326,935.56		16,028.57			16,028.57						16,028.57	342,964.13							-	342,964.13					
Cash Disbursement Ceiling											-						-				-				-						
Non-Cash Availment Authority											-						-				-				-						
Others (CDT, Docs Stamp, etc.)											-						-				-				-						
TOTAL		3,599,926.33	195,860.22	-	-	3,795,786.55	-	299,200.00	-	-	299,200.00	-	-	-	-	-	299,200.00	4,094,986.55	-	-	#	-	3,599,926.33	495,060.22	-	-	4,094,986.55				
APRIL																															
Notice of Cash Allocation																															
MDS Checks Issued		802,360.11	35,694.69			838,054.80					-						-	838,054.80								838,054.80					
Advice to Debit Account		2,475,954.73	439,408.03			2,915,362.76					-						-	2,915,362.76								2,915,362.76					
Tax Remittance Advices Issued		315,531.97	18,860.83			334,392.80					-						-	334,392.80								334,392.80					
Cash Disbursement Ceiling											-						-				-				-						
Non-Cash Availment Authority											-						-				-				-						
Others (CDT, Docs Stamp, etc.)											-						-				-				-						
TOTAL		3,593,846.81	493,963.55	-	-	4,087,810.36	-	-	-	-	-	-	-	-	-	-	-	4,087,810.36	-	-	#	-	3,593,846.81	493,963.55	-	-	4,087,810.36				
MAY																															
Notice of Cash Allocation																															
MDS Checks Issued		643,493.30	57,600.00			701,093.30				93,750.00	93,750.00						93,750.00	794,843.30								794,843.30					
Advice to Debit Account		5,092,835.20	61,903.40			5,154,738.60				2,050,040.24	2,050,040.24						2,050,040.24	7,204,778.84								7,204,778.84					
Tax Remittance Advices Issued		351,696.71	39,515.79			391,212.50					-						-	391,212.50								391,212.50					
Cash Disbursement Ceiling											-						-				-				-						
Non-Cash Availment Authority											-						-				-				-						
Others (CDT, Docs Stamp, etc.)											-						-				-				-						
TOTAL		6,088,025.21	159,019.19	-	-	6,247,044.40	-	-	-	2,143,790.24	2,143,790.24	-	-	-	-	-	2,143,790.24	8,390,834.64	-	-	#	-	6,088,025.21	159,019.19	-	2,143,790.24	8,390,834.64				
JUNE																															
Notice of Cash Allocation																															
MDS Checks Issued		1,365,356.19	56,521.97			1,421,878.16					-						-	1,421,878.16								1,421,878.16					
Advice to Debit Account		2,694,711.73	77,902.34			2,772,614.07					-						-	2,772,614.07								2,772,614.07					
Tax Remittance Advices Issued		355,977.74	25,620.41			381,598.15					-						-	381,598.15								381,598.15					
Cash Disbursement Ceiling											-						-				-				-						
Non-Cash Availment Authority											-						-				-				-						
Others (CDT, Docs Stamp, etc.)											-						-				-				-						
TOTAL		4,416,045.66	160,044.72	-	-	4,576,090.38	-	-	-	-	-	-	-	-	-	-	-	4,576,090.38	-	-	#	-	4,416,045.66	160,044.72	-	-	4,576,090.38				

MONTHLY REPORT OF DISBURSEMENTS
For the month of OCTOBER 2016

Department : DEPARTMENT OF HEALTH
Agency : San Lorenzo Ruiz Women's Hospital
Operating Unit :
Organization Code (UACS) : 13 001 14 00015
Funding Source Code (as clustered) : 101101
(e.g. Old Fund Code: 101,102, 151)

ARTICULARS		CURRENT YEAR BUDGET				PRIOR YEAR'S BUDGET																				SUB-TOTAL		TRUST LIABILITIES			GRAND TOTAL				
		PS	MOOE	Fin. Exp.	CO	TOTAL	PRIOR YEAR'S ACCOUNTS PAYABLE				CURRENT YEAR'S ACCOUNTS PAYABLE					TOTAL		PS	MOOE	CO	TOTAL	PS	MOOE	Fin. Exp.	CO	TOTAL									
							PS	MOOE	Fin. Exp.	CO	Sub-Total	PS	MOOE	Fin. Exp.	CO	Sub-Total																			
1		2	3	4	5	6= (2+ 3+4+5)	7	8	9	10	11= (7+ 8+9+10)	12	13	14	15	16= (12+ 13+14+15)	17=(11+16)	18=(6+17)	19	20	21	22=(19+20+21)	23	24	25	26	27=(23+24+25+26)								
JULY																																			
Notice of Cash Allocation																																			
MDS Checks Issued			40,040.50			40,040.50					-						-	40,040.50					-	40,040.50	-	-	40,040.50								
Advice to Debit Account		2,223,276.39	40,445.00			2,263,721.39					-						2,263,721.39					2,223,276.39	40,445.00	-	-	2,263,721.39									
Tax Remittance Advices Issued		377,726.03	104,355.69			482,081.72					-						482,081.72					377,726.03	104,355.69			482,081.72									
Cash Disbursement Ceiling																																			
Non-Cash Availment Authority																																			
Others (CDT, Docs Stamp, etc.)																																			
TOTAL		2,601,002.42	184,841.19	-	-	2,785,843.61	-	-	-	-	-	-	-	-	-	-	2,785,843.61	-	-	-	#	-	2,601,002.42	184,841.19	-	-	2,785,843.61								
AUGUST																																			
Notice of Cash Allocation																																			
MDS Checks Issued		669,910.82	23,531.34			693,442.16					-						693,442.16					669,910.82	23,531.34	-	-	693,442.16									
Advice to Debit Account		2,634,579.07	1,151,939.81			3,786,518.88					-						3,786,518.88					2,634,579.07	1,151,939.81	-	-	3,786,518.88									
Tax Remittance Advices Issued		305,668.69	155.00			305,823.69					-						305,823.69					305,668.69	155.00			305,823.69									
Cash Disbursement Ceiling																																			
Non-Cash Availment Authority																																			
Others (CDT, Docs Stamp, etc.)																																			
TOTAL		3,610,158.58	1,175,626.15	-	-	4,785,784.73	-	-	-	-	-	-	-	-	-	-	4,785,784.73	-	-	-	#	-	3,610,158.58	1,175,626.15	-	-	4,785,784.73								
SEPTEMBER																																			
Notice of Cash Allocation																																			
MDS Checks Issued		1,337,270.96	70,433.96			1,407,704.92					-						1,407,704.92					1,337,270.96	70,433.96	-	-	1,407,704.92									
Advice to Debit Account		2,665,719.96	620,957.31			3,286,677.27					-				1,306,880.06		3,286,677.27					2,665,719.96	620,957.31	-	1,306,880.06	4,593,557.33									
Tax Remittance Advices Issued		388,229.25	40,840.28			429,069.53					-						429,069.53					388,229.25	40,840.28			429,069.53									
Cash Disbursement Ceiling																																			
Non-Cash Availment Authority																																			
Others (CDT, Docs Stamp, etc.)																																			
TOTAL		4,391,220.17	732,231.55	-	-	5,123,451.72	-	-	-	-	-	-	-	-	1,306,880.06	-	5,123,451.72	-	-	-	#	-	4,391,220.17	732,231.55	-	1,306,880.06	6,430,331.78								
OCTOBER																																			
Notice of Cash Allocation																																			
MDS Checks Issued		-	233,526.38			233,526.38					-						233,526.38					-	233,526.38	-	-	233,526.38									
Advice to Debit Account		2,400,132.19	480,575.78			2,880,707.97					-						2,880,707.97					2,400,132.19	480,575.78	-	-	2,880,707.97									
Tax Remittance Advices Issued		398,399.30	8,691.27			407,090.57					-						407,090.57					398,399.30	8,691.27			407,090.57									
Cash Disbursement Ceiling																																			
Non-Cash Availment Authority																																			
Others (CDT, Docs Stamp, etc.)																																			
TOTAL		2,798,531.49	722,793.43	-	-	3,521,324.92	-	-	-	-	-	-	-	-	-	-	3,521,324.92	-	-	-	#	-	2,798,531.49	722,793.43	-	-	3,521,324.92								
GRAND TOTAL		35,758,058.43	4,068,814.29	-	-	39,826,872.72	80,300.00	321,715.00	-	2,143,790.24	2,545,805.24	-	595,656.19	-	1,306,880.06	-	2,545,805.24	42,372,677.96	-	-	#	-	35,838,358.43	4,986,185.48	-	3,450,670.30	44,275,214.21								

SUMMARY:				
	Previous Report	This month	OCTOBER 2016	As of Date
Total Disbursement Authorities Received				
NCA	37,547,425.92	3,894,970.00		41,442,395.92
Working Fund				
TRA	3,207,448.98	407,090.57		3,614,539.55
CDC				
NCAA				
Others (CDT, BTr Docs Stamp, etc.)				
Less: Notice of Transfer Allocations (NTA)* issued				
Total Disbursements Authorities Available	40,754,874.90	4,302,060.57		45,056,935.47
Less: Lapsed NCA	985.61			985.61
Disbursements *	40,753,889.29	3,521,324.92		44,275,214.21
Balance of Disbursements Authorities as of date	-	780,735.65		780,735.65
Notes: The use of NTA is discouraged				
* Amounts should tally				

	Previous Report	This month	OCTOBER 2016	As of Date
Total Disbursements Program	40,754,874.90	4,302,060.57		45,056,935.47
Less: * Actual Disbursements	40,753,889.29	3,521,324.92		44,275,214.21
(Over)/Under spending	985.61	780,735.65		781,721.26

Certified Correct:



HESSEL ANNE C. EUGENIO, CPA

Accountant II

Date:

Approved By:



MARILOU T. NERY, MD, MPH, DPPS

CHIEF OF HOSPITAL II

Date:

MONTHLY REPORT OF DISBURSEMENTS
For the month of SEPTEMBER 2016

Department : DEPARTMENT OF HEALTH
Agency : San Lorenzo Ruiz Women's Hospital
Operating Unit :
Organization Code (UACS) : 13 001 14 00015
Funding Source Code (as clustered) : 101101
(e.g. Old Fund Code: 101,102, 151)

ARTICULARS		CURRENT YEAR BUDGET				PRIOR YEAR'S BUDGET															SUB-TOTAL		TRUST LIABILITIES			GRAND TOTAL				
		PS	MOOE	Fin. Exp	CO	TOTAL	PRIOR YEAR'S ACCOUNTS PAYABLE				CURRENT YEAR'S ACCOUNTS PAYABLE					TOTAL	PS	MOOE	CO	TOTAL	PS	MOOE	Fin. Exp	CO	TOTAL					
							PS	MOOE	Fin. Exp	CO	Sub-Total	PS	MOOE	Fin. Exp	CO	Sub-Total														
1		2	3	4	5	6=(2+ 3+4+5)	7	8	9	10	11=(7+ 8+9+10)	12	13	14	15	16=(12+ 13+14+15)	17=(11+16)	18=(6+17)	19	20	21	22=(19+20+21)	23	24	25	26	27=(23+24+25+26)			
JANUARY	Notice of Cash Allocation (NCA)																													
	MDS Checks Issued	34,115.20	522.90			34,638.10					-		405,109.52			-	34,638.10				-	34,115.20	405,632.42	0	-	439,747.62				
	Advice to Debit Account	1,929,432.77	7,600.00			1,937,032.77					-		190,546.67			-	1,937,032.77				-	1,929,432.77	198,146.67		-	2,127,579.44				
	Working Fund (NCA issued to BTr)										-					-					-				-					
	Tax Remittance Advices Issued (TRA)	140,565.94	56,776.39			197,342.33					-					-	197,342.33				-	140,565.94	56,776.39		-	197,342.33				
	Cash Disbursement Ceiling (CDC)										-					-					-				-					
	Non-Cash Availment Authority (NCAA)										-					-					-				-					
	Others (CDT, BTr Docs Stamp, etc.)										-					-					-				-					
TOTAL	2,104,113.91	64,899.29	-	-	2,169,013.20	-	-	#	-	-	#	595,656.19	#	-	-	-	2,169,013.20	#	-	#	-	2,104,113.91	660,555.48	#	-	2,764,669.39				
FEBRUARY	Notice of Cash Allocation																													
	MDS Checks Issued	504,054.37				504,054.37					-					-	504,054.37					504,054.37	-	-	-	504,054.37				
	Advice to Debit Account	1,832,026.98	55,677.37			1,887,704.35	80,300.00	22,515.00			102,815.00					102,815.00	1,990,519.35					1,912,326.98	78,192.37	-	-	1,990,519.35				
	Tax Remittance Advices Issued	219,106.50	123,857.63			342,964.13					-					-	342,964.13					219,106.50	123,857.63	-	-	342,964.13				
	Cash Disbursement Ceiling										-					-					-				-					
	Non-Cash Availment Authority										-					-					-				-					
	Others (CDT, Docs Stamp, etc.)										-					-					-				-					
	TOTAL	2,555,187.85	179,535.00	-	-	2,734,722.85	80,300.00	22,515.00	-	-	102,815.00	-	-	-	-	-	102,815.00	2,837,537.85	-	-	#	-	2,635,487.85	202,050.00	-	-	2,837,537.85			
MARCH	Notice of Cash Allocation																													
	MDS Checks Issued	645,800.42	2,958.21			648,758.63					-					-	648,758.63					645,800.42	2,958.21	-	-	648,758.63				
	Advice to Debit Account	2,735,019.41	85,072.95			2,820,092.36		283,171.43			283,171.43					283,171.43	3,103,263.79					2,735,019.41	368,244.38	-	-	3,103,263.79				
	Tax Remittance Advices Issued	219,106.50	107,829.06			326,935.56		16,028.57			16,028.57					16,028.57	342,964.13					219,106.50	123,857.63	-	-	342,964.13				
	Cash Disbursement Ceiling										-					-					-				-					
	Non-Cash Availment Authority										-					-					-				-					
	Others (CDT, Docs Stamp, etc.)										-					-					-				-					
	TOTAL	3,599,926.33	195,860.22	-	-	3,795,786.55	-	299,200.00	-	-	299,200.00	-	-	-	-	-	299,200.00	4,094,986.55	-	-	#	-	3,599,926.33	495,060.22	-	-	4,094,986.55			
APRIL	Notice of Cash Allocation																													
	MDS Checks Issued	802,360.11	35,694.69			838,054.80					-					-	838,054.80					802,360.11	35,694.69	-	-	838,054.80				
	Advice to Debit Account	2,475,954.73	439,408.03			2,915,362.76					-					-	2,915,362.76					2,475,954.73	439,408.03	-	-	2,915,362.76				
	Tax Remittance Advices Issued	315,531.97	18,860.83			334,392.80					-					-	334,392.80					315,531.97	18,860.83	-	-	334,392.80				
	Cash Disbursement Ceiling										-					-					-				-					
	Non-Cash Availment Authority										-					-					-				-					
	Others (CDT, Docs Stamp, etc.)										-					-					-				-					
	TOTAL	3,593,846.81	493,963.55	-	-	4,087,810.36	-	-	-	-	-	-	-	-	-	-	-	4,087,810.36	-	-	#	-	3,593,846.81	493,963.55	-	-	4,087,810.36			
MAY	Notice of Cash Allocation																													
	MDS Checks Issued	643,493.30	57,600.00			701,093.30				93,750.00	93,750.00					93,750.00	794,843.30					643,493.30	57,600.00	-	93,750.00	794,843.30				
	Advice to Debit Account	5,092,835.20	61,903.40			5,154,738.60				2,050,040.24	2,050,040.24					2,050,040.24	7,204,778.84					5,092,835.20	61,903.40	-	2,050,040.24	7,204,778.84				
	Tax Remittance Advices Issued	351,696.71	39,515.79			391,212.50					-					-	391,212.50					351,696.71	39,515.79	-	-	391,212.50				
	Cash Disbursement Ceiling										-					-					-				-					
	Non-Cash Availment Authority										-					-					-				-					
	Others (CDT, Docs Stamp, etc.)										-					-					-				-					
	TOTAL	6,088,025.21	159,019.19	-	-	6,247,044.40	-	-	-	2,143,790.24	2,143,790.24	-	-	-	-	-	2,143,790.24	8,390,834.64	-	-	#	-	6,088,025.21	159,019.19	-	2,143,790.24	8,390,834.64			
JUNE	Notice of Cash Allocation																													
	MDS Checks Issued	1,365,356.19	56,521.97			1,421,878.16					-					-	1,421,878.16					1,365,356.19	56,521.97	-	-	1,421,878.16				
	Advice to Debit Account	2,694,711.73	77,902.34			2,772,614.07					-					-	2,772,614.07					2,694,711.73	77,902.34	-	-	2,772,614.07				
	Tax Remittance Advices Issued	355,977.74	25,620.41			381,598.15					-					-	381,598.15					355,977.74	25,620.41	-	-	381,598.15				
	Cash Disbursement Ceiling										-					-					-				-					
	Non-Cash Availment Authority										-					-					-				-					
	Others (CDT, Docs Stamp, etc.)										-					-					-				-					
	TOTAL	4,416,045.66	160,044.72	-	-	4,576,090.38	-	-	-	-	-	-	-	-	-	-	-	4,576,090.38	-	-	#	-	4,416,045.66	160,044.72	-	-	4,576,090.38			


MONTHLY REPORT OF DISBURSEMENTS
For the month of SEPTEMBER 2016

Department : DEPARTMENT OF HEALTH
Agency : San Lorenzo Ruiz Women's Hospital
Operating Unit :
Organization Code (UACS) : 13 001 14 00015
Funding Source Code (as clustered) : 101101
(e.g. Old Fund Code: 101,102, 151)


ARTICULARS		CURRENT YEAR BUDGET				PRIOR YEAR'S BUDGET															SUB-TOTAL		TRUST LIABILITIES			GRAND TOTAL				
		PS	MOOE	Fin. Exp	CO	TOTAL	PRIOR YEAR'S ACCOUNTS PAYABLE				CURRENT YEAR'S ACCOUNTS PAYABLE					TOTAL		PS	MOOE	CO	TOTAL	PS	MOOE	Fin. Exp	CO	TOTAL				
							PS	MOOE	Fin. Exp	CO	Sub-Total	PS	MOOE	Fin. Exp	CO	Sub-Total														
1		2	3	4	5	6= (2+3+4+5)	7	8	9	10	11= (7+8+9+10)	12	13	14	15	16= (12+13+14+15)	17=(11+16)	18=(6+17)	19	20	21	22=(19+20+21)	23	24	25	26	27=(23+24+25+26)			
JULY																														
Notice of Cash Allocation																														
MDS Checks Issued			40,040.50			40,040.50					-						-	40,040.50					-	40,040.50	-	-	40,040.50			
Advice to Debit Account		2,223,276.39	40,445.00			2,263,721.39					-						-	2,263,721.39					2,223,276.39	40,445.00	-	-	2,263,721.39			
Tax Remittance Advices Issued		377,726.03	104,355.69			482,081.72					-						-	482,081.72					377,726.03	104,355.69			482,081.72			
Cash Disbursement Ceiling																														
Non-Cash Availment Authority																														
Others (CDT, Docs Stamp, etc.)																														
TOTAL		2,601,002.42	184,841.19	-	-	2,785,843.61	-	-	-	-	-	-	-	-	-	-	-	2,785,843.61	-	-	#	-	2,601,002.42	184,841.19	-	-	2,785,843.61			
AUGUST																														
Notice of Cash Allocation																														
MDS Checks Issued		669,910.82	23,531.34			693,442.16					-						-	693,442.16					669,910.82	23,531.34	-	-	693,442.16			
Advice to Debit Account		2,634,579.07	1,151,939.81			3,786,518.88					-						-	3,786,518.88					2,634,579.07	1,151,939.81	-	-	3,786,518.88			
Tax Remittance Advices Issued		305,668.69	155.00			305,823.69					-						-	305,823.69					305,668.69	155.00			305,823.69			
Cash Disbursement Ceiling																														
Non-Cash Availment Authority																														
Others (CDT, Docs Stamp, etc.)																														
TOTAL		3,610,158.58	1,175,626.15	-	-	4,785,784.73	-	-	-	-	-	-	-	-	-	-	-	4,785,784.73	-	-	#	-	3,610,158.58	1,175,626.15	-	-	4,785,784.73			
SEPTEMBER																														
Notice of Cash Allocation																														
MDS Checks Issued		1,337,270.96	70,433.96			1,407,704.92					-						-	1,407,704.92					1,337,270.96	70,433.96	-	-	1,407,704.92			
Advice to Debit Account		2,665,719.96	620,957.31			3,286,677.27					-				1,306,880.06		-	3,286,677.27					2,665,719.96	620,957.31	-	1,306,880.06	4,593,557.33			
Tax Remittance Advices Issued		388,229.25	40,840.28			429,069.53					-						-	429,069.53					388,229.25	40,840.28			429,069.53			
Cash Disbursement Ceiling																														
Non-Cash Availment Authority																														
Others (CDT, Docs Stamp, etc.)																														
TOTAL		4,391,220.17	732,231.55	-	-	5,123,451.72	-	-	-	-	-	-	-	-	1,306,880.06	-	-	5,123,451.72	-	-	#	-	4,391,220.17	732,231.55	-	1,306,880.06	6,430,331.78			
GRAND TOTAL		32,959,526.94	3,346,020.86	-	-	36,305,547.80	80,300.00	321,715.00	-	2,143,790.24	2,545,805.24	-	595,656.19	-	1,306,880.06	-	2,545,805.24	38,851,353.04	-	-	#	-	33,039,826.94	4,263,392.05	-	3,450,670.30	40,753,889.29			

SUMMARY:		Previous Report	This month	SEPTEMBER 2016	As of Date	Previous Report	This month	SEPTEMBER 2016	As of Date
Total Disbursement Authorities Received						Total Disbursements Program	37,167,835.37	3,587,039.53	40,754,874.90
NCA	34,389,455.92		3,157,970.00		37,547,425.92	Less: * Actual Disbursements	34,323,557.51	6,430,331.78	40,753,889.29
Working Fund						(Over)/Under spending	2,844,277.86	(2,843,292.25)	985.61
TRA	2,778,379.45		429,069.53		3,207,448.98				
CDC									
NCAA									
Others (CDT, BTr Docs Stamp, etc.)									
Less: Notice of Transfer Allocations (NTA)* issued									
Total Disbursements Authorities Available	37,167,835.37		3,587,039.53		40,754,874.90				
Less: Lapsed NCA	260.79		724.82		985.61				
Disbursements *	34,323,557.51		6,430,331.78		40,753,889.29				
Balance of Disbursements Authorities as of date	2,844,017.07		(2,844,017.07)		-				
Notes: The use of NTA is discouraged									
* Amounts should tally									

Certified Correct:


HESSEL ANNE C. EUGENIO, CPA
Accountant II
Date:

Approved By:


MARILOU T. NERY, MD, MPH, DPPS
CHIEF OF HOSPITAL II
Date:

MONTHLY REPORT OF DISBURSEMENTS
For the month of AUGUST 2016

Department : DEPARTMENT OF HEALTH
Agency : San Lorenzo Ruiz Women's Hospital
Operating Unit :
Organization Code (UACS) : 13 001 14 00015
Funding Source Code (as clustered) : 101101
(e.g. Old Fund Code: 101,102, 151)

ARTICULARS		CURRENT YEAR BUDGET				PRIOR YEAR'S BUDGET					CURRENT YEAR'S ACCOUNTS PAYABLE					SUB-TOTAL		TRUST LIABILITIES				GRAND TOTAL					Remarks	
		PS	MOOE	Fin. Exp	CO	TOTAL	PRIOR YEAR'S ACCOUNTS PAYABLE				CURRENT YEAR'S ACCOUNTS PAYABLE				TOTAL	PS	MOOE	CO	TOTAL	PS	MOOE	Fin. Exp	CO	TOTAL				
1		2	3	4	5	6=(2+3+4+5)	7	8	9	10	11=(7+8+9+10)	12	13	14	15	16=(12+13+14+15)	17=(11+16)	18=(6+17)	19	20	21	22=(19+20+21)	23	24	25	26	27=(23+24+25+26)	28
JANUARY																												
Notice of Cash Allocation (NCA)																												
MDS Checks Issued		34,115.20	522.90			34,638.10					-	405,109.52				-	34,638.10					-		405,632.42	0	-	439,747.62	
Advice to Debit Account		1,929,432.77	7,600.00			1,937,032.77					-	190,546.67				-	1,937,032.77					-	1,929,432.77		198,146.67	-	2,127,579.44	
Working Fund (NCA issued to BTr)											-					-						-				-		
Tax Remittance Advices Issued (TRA)		140,565.94	56,776.39			197,342.33					-					-	197,342.33					-	140,565.94		56,776.39	-	197,342.33	
Cash Disbursement Ceiling (CDC)											-					-						-				-		
Non-Cash Availment Authority (NCAA)											-					-						-				-		
Others (CDT, BTr Docs Stamp, etc.)											-					-						-				-		
TOTAL		2,104,113.91	64,899.29	-	-	2,169,013.20	-	-	#	-	-	#	595,656.19	#	#	-	-	2,169,013.20	#	-	#	-	2,104,113.91	660,555.48	#	-	2,764,669.39	
FEBRUARY																												
Notice of Cash Allocation																												
MDS Checks Issued		504,054.37				504,054.37					-					-	504,054.37					504,054.37		-	-	504,054.37		
Advice to Debit Account		1,832,026.98	55,677.37			1,887,704.35	80,300.00	22,515.00			102,815.00					102,815.00					1,912,326.98		78,192.37	-	-	1,990,519.35		
Tax Remittance Advices Issued		219,106.50	123,857.63			342,964.13					-					-	342,964.13					219,106.50		123,857.63	-	-	342,964.13	
Cash Disbursement Ceiling											-					-						-				-		
Non-Cash Availment Authority											-					-						-				-		
Others (CDT, Docs Stamp, etc.)											-					-						-				-		
TOTAL		2,555,187.85	179,535.00	-	-	2,734,722.85	80,300.00	22,515.00	-	-	102,815.00	-	-	-	#	-	102,815.00	2,837,537.85	-	-	#	-	2,635,487.85	202,050.00	-	-	2,837,537.85	
MARCH																												
Notice of Cash Allocation																												
MDS Checks Issued		645,800.42	2,958.21			648,758.63					-					-	648,758.63					645,800.42		2,958.21	-	-	648,758.63	
Advice to Debit Account		2,735,019.41	85,072.95			2,820,092.36		283,171.43			283,171.43					283,171.43					2,735,019.41		368,244.38	-	-	3,103,263.79		
Tax Remittance Advices Issued		219,106.50	107,829.06			326,935.56		16,028.57			16,028.57					16,028.57					219,106.50		123,857.63	-	-	342,964.13		
Cash Disbursement Ceiling											-					-						-				-		
Non-Cash Availment Authority											-					-						-				-		
Others (CDT, Docs Stamp, etc.)											-					-						-				-		
TOTAL		3,599,926.33	195,860.22	-	-	3,795,786.55	-	299,200.00	-	-	299,200.00	-	-	-	#	-	299,200.00	4,094,986.55	-	-	#	-	3,599,926.33	495,060.22	-	-	4,094,986.55	
APRIL																												
Notice of Cash Allocation																												
MDS Checks Issued		802,360.11	35,694.69			838,054.80					-					-	838,054.80					802,360.11		35,694.69	-	-	838,054.80	
Advice to Debit Account		2,475,954.73	439,408.03			2,915,362.76					-					-	2,915,362.76					2,475,954.73		439,408.03	-	-	2,915,362.76	
Tax Remittance Advices Issued		315,531.97	18,860.83			334,392.80					-					-	334,392.80					315,531.97		18,860.83	-	-	334,392.80	
Cash Disbursement Ceiling											-					-						-				-		
Non-Cash Availment Authority											-					-						-				-		
Others (CDT, Docs Stamp, etc.)											-					-						-				-		
TOTAL		3,593,846.81	493,963.55	-	-	4,087,810.36	-	-	-	-	-	-	-	-	#	-	-	4,087,810.36	-	-	#	-	3,593,846.81	493,963.55	-	-	4,087,810.36	
MAY																												
Notice of Cash Allocation																												
MDS Checks Issued		643,493.30	57,600.00			701,093.30				93,750.00	93,750.00					93,750.00					643,493.30		57,600.00	-	-	93,750.00	794,843.30	
Advice to Debit Account		5,092,835.20	61,903.40			5,154,738.60				2,050,040.24	2,050,040.24					2,050,040.24					5,092,835.20		61,903.40	-	-	2,050,040.24	7,204,778.84	
Tax Remittance Advices Issued		351,696.71	39,515.79			391,212.50					-					-	391,212.50				351,696.71		39,515.79	-	-	391,212.50		
Cash Disbursement Ceiling											-					-						-				-		
Non-Cash Availment Authority											-					-						-				-		
Others (CDT, Docs Stamp, etc.)											-					-						-				-		
TOTAL		6,088,025.21	159,019.19	-	-	6,247,044.40	-	-	-	2,143,790.24	2,143,790.24	-	-	-	#	-	2,143,790.24	8,390,834.64	-	-	#	-	6,088,025.21	159,019.19	-	2,143,790.24	8,390,834.64	
JUNE																												
Notice of Cash Allocation																												
MDS Checks Issued		1,365,356.19	56,521.97			1,421,878.16					-					-	1,421,878.16					1,365,356.19		56,521.97	-	-	1,421,878.16	
Advice to Debit Account		2,694,711.73	77,902.34			2,772,614.07					-					-	2,772,614.07					2,694,711.73		77,902.34	-	-	2,772,614.07	
Tax Remittance Advices Issued		355,977.74	25,620.41			381,598.15					-					-	381,598.15					355,977.74		25,620.41	-	-	381,598.15	
Cash Disbursement Ceiling											-					-						-				-		
Non-Cash Availment Authority											-					-						-				-		
Others (CDT, Docs Stamp, etc.)											-					-						-				-		
TOTAL		4,416,045.66	160,044.72	-	-	4,576,090.38	-	-	-	-	-	-	-	-	#	-	-	4,576,090.38	-	-	#	-	4,416,045.66	160,044.72	-	-	4,576,090.38	

MONTHLY REPORT OF DISBURSEMENTS
For the month of AUGUST 2016

Department : DEPARTMENT OF HEALTH
Agency : San Lorenzo Ruiz Women's Hospital
Operating Unit :
Organization Code (UACS) : 13 001 14 00015
Funding Source Code (as clustered) : 101101
(e.g. Old Fund Code: 101,102, 151)

ARTICULARS		CURRENT YEAR BUDGET				PRIOR YEAR'S BUDGET				CURRENT YEAR'S ACCOUNTS PAYABLE				SUB-TOTAL				TRUST LIABILITIES				GRAND TOTAL				Remarks		
		PS	MOOE	Fin. Exp	CO	TOTAL	PRIOR YEAR'S ACCOUNTS PAYABLE				CURRENT YEAR'S ACCOUNTS PAYABLE				TOTAL				PS	MOOE	CO	TOTAL	PS	MOOE	Fin. Exp	CO	TOTAL	
							PS	MOOE	Fin. Exp	CO	Sub-Total	PS	MOOE	Fin. Exp	CO	Sub-Total												
1		2	3	4	5	6=(2+3+4+5)	7	8	9	10	11=(7+8+9+10)	12	13	14	15	16=(12+13+14+15)	17=(11+16)	18=(6+17)	19	20	21	22=(19+20+21)	23	24	25	26	27=(23+24+25+26)	28
JULY																												
Notice of Cash Allocation																												
MDS Checks Issued			40,040.50			40,040.50					-							40,040.50					-	40,040.50		-	40,040.50	
Advice to Debit Account		2,223,276.39	40,445.00			2,263,721.39					-							2,263,721.39					-	40,445.00		-	2,263,721.39	
Tax Remittance Advices Issued		377,726.03	104,355.69			482,081.72					-							482,081.72					-	104,355.69		-	482,081.72	
Cash Disbursement Ceiling																												
Non-Cash Availment Authority																												
Others (CDT, Docs Stamp, etc.)																												
TOTAL		2,601,002.42	184,841.19	-	-	2,785,843.61	-	-	-	-	-	-	-	-	#	-	-	2,785,843.61	-	-	-	#	-	2,601,002.42	184,841.19	-	-	2,785,843.61
AUGUST																												
Notice of Cash Allocation																												
MDS Checks Issued		669,910.82	23,531.34			693,442.16					-							693,442.16					-	23,531.34		-	693,442.16	
Advice to Debit Account		2,634,579.07	1,151,939.81			3,786,518.88					-							3,786,518.88					-	1,151,939.81		-	3,786,518.88	
Tax Remittance Advices Issued		305,668.69	155.00			305,823.69					-							305,823.69					-	155.00		-	305,823.69	
Cash Disbursement Ceiling																												
Non-Cash Availment Authority																												
Others (CDT, Docs Stamp, etc.)																												
TOTAL		3,610,158.58	1,175,626.15	-	-	4,785,784.73	-	-	-	-	-	-	-	-	#	-	-	4,785,784.73	-	-	-	#	-	3,610,158.58	1,175,626.15	-	-	4,785,784.73
GRAND TOTAL		28,568,306.77	2,613,789.31	-	-	31,182,096.08	80,300.00	321,715.00	-	2,143,790.24	2,545,805.24	-	595,656.19	-	#	-	2,545,805.24	33,727,901.32	-	-	-	#	-	28,648,606.77	3,531,160.50	-	2,143,790.24	34,323,557.51

SUMMARY:

Total Disbursement Authorities Received

	Previous Report	This month	AUGUST 2016	As of Date
NCA	27,521,335.92	6,868,120.00		34,389,455.92
Working Fund				
TRA	2,472,555.76	305,823.69		2,778,379.45
CDC				
NCAA				
Others (CDT, BTr Docs Stamp, etc.)				

Less: Notice of Transfer Allocations (NTA)* issued

Total Disbursements Authorities Available	29,993,891.68	7,173,943.69		37,167,835.37
Less: Lapsed NCA	260.79	-		260.79
Disbursements *	29,537,772.78	4,785,784.73		34,323,557.51
Balance of Disbursements Authorities as of date	455,858.11	2,388,158.96		2,844,017.07

Notes: The use of NTA is discouraged

* Amounts should tally

Certified Correct:



HESSEL ANNE C. EUGENIO, CPA

Accountant II

Date:

Approved By:



MARILOU T. NERY, MD, MPH, DPPS

CHIEF OF HOSPITAL II

Date:

MONTHLY REPORT OF DISBURSEMENTS
For the month of JULY 2016

Department : DEPARTMENT OF HEALTH
Agency : San Lorenzo Ruiz Women's Hospital
Operating Unit :
Organization Code (UACS) : 13 001 14 00015
Funding Source Code (as clustered) : 101101
(e.g. Old Fund Code: 101,102, 151)

ARTICULARS		CURRENT YEAR BUDGET				PRIOR YEAR'S BUDGET					CURRENT YEAR'S ACCOUNTS PAYABLE					SUB-TOTAL		TRUST LIABILITIES			GRAND TOTAL				TOTAL		Remarks	
		PS	MOOE	Fin. Exp	CO	TOTAL	PRIOR YEAR'S ACCOUNTS PAYABLE					PS	MOOE	Fin. Exp	CO	TOTAL	PS	MOOE	CO	TOTAL	PS	MOOE	Fin. Exp	CO	TOTAL			
							PS	MOOE	Fin. Exp	CO	Sub-Total	PS	MOOE	Fin. Exp	CO	Sub-Total												
1		2	3	4	5	6=(2+ 3+4+5)	7	8	9	10	11=(7+ 8+9+10)	12	13	14	15	16=(12+ 13+14+15)	17=(11+16)	18=(6+17)	19	20	21	22=(19+20+21)	23	24	25	26	27=(23+24+25+26)	28
JANUARY																												
Notice of Cash Allocation (NCA)																												
MDS Checks Issued		34,115.20	522.90			34,638.10					-		405,109.52				-	34,638.10				-	34,115.20	405,632.42	0	-	439,747.62	
Advice to Debit Account		1,929,432.77	7,600.00			1,937,032.77					-		190,546.67				-	1,937,032.77				-	1,929,432.77	198,146.67		-	2,127,579.44	
Working Fund (NCA issued to BTr)											-						-					-				-		
Tax Remittance Advices Issued (TRA)		140,565.94	56,776.39			197,342.33					-						-	197,342.33				-	140,565.94	56,776.39		-	197,342.33	
Cash Disbursement Ceiling (CDC)											-						-					-				-		
Non-Cash Availment Authority (NCAA)											-						-					-				-		
Others (CDT, BTr Docs Stamp, etc.)											-						-					-				-		
TOTAL		2,104,113.91	64,899.29	-	-	2,169,013.20	-	-	#	-	-	#	595,656.19	#	#	-	-	2,169,013.20	#	-	#	-	2,104,113.91	660,555.48	#	-	2,764,669.39	
FEBRUARY																												
Notice of Cash Allocation																												
MDS Checks Issued		504,054.37				504,054.37					-						-	504,054.37				-	504,054.37		-	-	504,054.37	
Advice to Debit Account		1,832,026.98	55,677.37			1,887,704.35	80,300.00	22,515.00			102,815.00						102,815.00	1,990,519.35				1,912,326.98	78,192.37		-	1,990,519.35		
Tax Remittance Advices Issued		219,106.50	123,857.63			342,964.13					-						-	342,964.13				-	219,106.50	123,857.63		-	342,964.13	
Cash Disbursement Ceiling											-						-					-				-		
Non-Cash Availment Authority											-						-					-				-		
Others (CDT, Docs Stamp, etc.)											-						-					-				-		
TOTAL		2,555,187.85	179,535.00	-	-	2,734,722.85	80,300.00	22,515.00	-	-	102,815.00	-	-	-	#	-	102,815.00	2,837,537.85	-	-	#	-	2,635,487.85	202,050.00	-	-	2,837,537.85	
MARCH																												
Notice of Cash Allocation																												
MDS Checks Issued		645,800.42	2,958.21			648,758.63					-						-	648,758.63				-	645,800.42	2,958.21	-	-	648,758.63	
Advice to Debit Account		2,735,019.41	85,072.95			2,820,092.36		283,171.43			283,171.43						283,171.43	3,103,263.79				2,735,019.41	368,244.38	-	-	3,103,263.79		
Tax Remittance Advices Issued		219,106.50	107,829.06			326,935.56		16,028.57			16,028.57						16,028.57	342,964.13				219,106.50	123,857.63		-	342,964.13		
Cash Disbursement Ceiling											-						-					-				-		
Non-Cash Availment Authority											-						-					-				-		
Others (CDT, Docs Stamp, etc.)											-						-					-				-		
TOTAL		3,599,926.33	195,860.22	-	-	3,795,786.55	-	299,200.00	-	-	299,200.00	-	-	-	#	-	299,200.00	4,094,986.55	-	-	#	-	3,599,926.33	495,060.22	-	-	4,094,986.55	
APRIL																												
Notice of Cash Allocation																												
MDS Checks Issued		802,360.11	35,694.69			838,054.80					-						-	838,054.80				-	802,360.11	35,694.69	-	-	838,054.80	
Advice to Debit Account		2,475,954.73	439,408.03			2,915,362.76					-						-	2,915,362.76				2,475,954.73	439,408.03	-	-	2,915,362.76		
Tax Remittance Advices Issued		315,531.97	18,860.83			334,392.80					-						-	334,392.80				315,531.97	18,860.83		-	334,392.80		
Cash Disbursement Ceiling											-						-					-				-		
Non-Cash Availment Authority											-						-					-				-		
Others (CDT, Docs Stamp, etc.)											-						-					-				-		
TOTAL		3,593,846.81	493,963.55	-	-	4,087,810.36	-	-	-	-	-	-	-	-	#	-	-	4,087,810.36	-	-	#	-	3,593,846.81	493,963.55	-	-	4,087,810.36	

MONTHLY REPORT OF DISBURSEMENTS
For the month of JULY 2016

Department : DEPARTMENT OF HEALTH
Agency : San Lorenzo Ruiz Women's Hospital
Operating Unit :
Organization Code (UACS) : 13 001 14 00015
Funding Source Code (as clustered) : 101101
(e.g. Old Fund Code: 101,102, 151)

ARTICULARS		CURRENT YEAR BUDGET				PRIOR YEAR'S BUDGET					CURRENT YEAR'S ACCOUNTS PAYABLE					SUB-TOTAL		TRUST LIABILITIES			GRAND TOTAL					Remarks		
		PS	MOOE	Fin. Exp	CO	TOTAL		PRIOR YEAR'S ACCOUNTS PAYABLE			TOTAL				PS	MOOE	CO	TOTAL	PS	MOOE	Fin. Exp	CO	TOTAL					
						PS	MOOE	Fin. Exp	CO	Sub-Total	PS	MOOE	Fin. Exp	CO	Sub-Total													
1		2	3	4	5	6=(2+3+4+5)	7	8	9	10	11=(7+8+9+10)	12	13	14	15	16=(12+13+14+15)	17=(11+16)	18=(6+17)	19	20	21	22=(19+20+21)	23	24	25		26	27=(23+24+25+26)
MAY																												
Notice of Cash Allocation																												
MDS Checks Issued		643,493.30	57,600.00			701,093.30				93,750.00	93,750.00						93,750.00	794,843.30					643,493.30	57,600.00	-	93,750.00	794,843.30	
Advice to Debit Account		5,092,835.20	61,903.40			5,154,738.60				2,050,040.24	2,050,040.24						2,050,040.24	7,204,778.84					5,092,835.20	61,903.40	-	2,050,040.24	7,204,778.84	
Tax Remittance Advices Issued		351,696.71	39,515.79			391,212.50				-							-	391,212.50					351,696.71	39,515.79			391,212.50	
Cash Disbursement Ceiling																												
Non-Cash Availment Authority																												
Others (CDT, Docs Stamp, etc.)																												
TOTAL		6,088,025.21	159,019.19	-	-	6,247,044.40	-	-	-	2,143,790.24	2,143,790.24	-	-	-	#	-	2,143,790.24	8,390,834.64	-	-	#	-	6,088,025.21	159,019.19	-	2,143,790.24	8,390,834.64	
JUNE																												
Notice of Cash Allocation																												
MDS Checks Issued		1,365,356.19	56,521.97			1,421,878.16				-							-	1,421,878.16					1,365,356.19	56,521.97	-	-	1,421,878.16	
Advice to Debit Account		2,694,711.73	77,902.34			2,772,614.07				-							-	2,772,614.07					2,694,711.73	77,902.34	-	-	2,772,614.07	
Tax Remittance Advices Issued		355,977.74	25,620.41			381,598.15				-							-	381,598.15					355,977.74	25,620.41			381,598.15	
Cash Disbursement Ceiling																												
Non-Cash Availment Authority																												
Others (CDT, Docs Stamp, etc.)																												
TOTAL		4,416,045.66	160,044.72	-	-	4,576,090.38	-	-	-	-	-	-	-	-	#	-	-	4,576,090.38	-	-	#	-	4,416,045.66	160,044.72	-	-	4,576,090.38	
JULY																												
Notice of Cash Allocation																												
MDS Checks Issued			40,040.50			40,040.50				-							-	40,040.50					-	40,040.50	-	-	40,040.50	
Advice to Debit Account		2,223,276.39	40,445.00			2,263,721.39				-							-	2,263,721.39					2,223,276.39	40,445.00	-	-	2,263,721.39	
Tax Remittance Advices Issued		377,726.03	104,355.69			482,081.72				-							-	482,081.72					377,726.03	104,355.69			482,081.72	
Cash Disbursement Ceiling																												
Non-Cash Availment Authority																												
Others (CDT, Docs Stamp, etc.)																												
TOTAL		2,601,002.42	184,841.19	-	-	2,785,843.61	-	-	-	-	-	-	-	-	#	-	-	2,785,843.61	-	-	#	-	2,601,002.42	184,841.19	-	-	2,785,843.61	
GRAND TOTAL		24,958,148.19	1,438,163.16	-	-	26,396,311.35	80,300.00	321,715.00	-		2,143,790.24	2,545,805.24	-	595,656.19	-	#	-	2,545,805.24	28,942,116.59	-	-	#	-	25,038,448.19	2,355,534.35	-	2,143,790.24	29,537,772.78

SUMMARY:

Total Disbursement Authorities Received

	Previous Report	This month	JULY 2016	As of Date
NCA	24,761,715.92	2,759,620.00		27,521,335.92
Working Fund				
TRA	1,990,474.04	482,081.72		2,472,555.76

CDC

NCAA

Others (CDT, BTr Docs Stamp, etc.)

Less: Notice of Transfer Allocations (NTA)* Issued

Total Disbursements Authorities Available 26,752,189.96 3,241,701.72 29,993,891.68

Less: Lapsed NCA 260.79 - 260.79

Disbursements * 26,751,929.17 2,785,843.61 29,537,772.78

Balance of Disbursements Authorities as of to date - 455,858.11 455,858.11

Notes: The use of NTA is discouraged

* Amounts should tally

Certified Correct:



HESSEL ANNE C. EUGENIO, CPA

Accountant II

Approved By:



MARILOU T. NERY, MD, MPH, DPPS

CHIEF OF HOSPITAL II

MONTHLY REPORT OF DISBURSEMENTS
For the month of JUNE 2016

Department : DEPARTMENT OF HEALTH
Agency : San Lorenzo Ruiz Women's Hospital
Operating Unit :
Organization Code (UACS) : 13 001 14 00015
: 101101
(e.g. Old Fund Code: 101,102, 151)

ARTICULARS		CURRENT YEAR BUDGET				PRIOR YEAR'S BUDGET				CURRENT YEAR'S ACCOUNTS PAYABLE				SUB-TOTAL		TRUST LIABILITIES			GRAND TOTAL								Remarks		
		PS	MOOE	Fin. Exp	CO	TOTAL	PRIOR YEAR'S ACCOUNTS PAYABLE								TOTAL		PS	MOOE	CO	TOTAL	PS	MOOE	Fin. Exp	CO	TOTAL				
							PS	MOOE	Fin. Exp	CO	Sub-Total	PS	MOOE	Fin. Exp	CO	Sub-Total													
1		2	3	4	5	6= (2+ 3+4+5)	7	8	9	10	11= (7+ 8+9+10)	12	13	14	15	16= (12+ 13+14+15)	17=(11+16)	18=(6+17)	19	20	21	22=(19+20+21)	23	24	25	26	27=(23+24+25+26)	28	
JANUARY																													
Notice of Cash Allocation (NCA)																													
MDS Checks Issued		34,115.20	522.90			34,638.10					-		405,109.52				-	34,638.10				-	34,115.20	405,632.42	0	-	439,747.62		
Advice to Debit Account		1,929,432.77	7,600.00			1,937,032.77					-		190,546.67				-	1,937,032.77				-	1,929,432.77	198,146.67		-	2,127,579.44		
Working Fund (NCA Issued to BTr)											-						-					-				-			
Tax Remittance Advices Issued (TRA)		140,565.94	56,776.39			197,342.33					-						-	197,342.33				-	140,565.94	56,776.39		-	197,342.33		
Cash Disbursement Ceiling (CDC)											-						-					-				-			
Non-Cash Availment Authority (NCAA)											-						-					-				-			
Others (CDT, BTr Docs Stamp, etc.)											-						-					-				-			
TOTAL		2,104,113.91	64,899.29	-	-	2,169,013.20	-	-	#	-	-	#	595,656.19	#	#	-	-	2,169,013.20	#	-	-	#	-	2,104,113.91	660,555.48	#	-	2,764,669.39	
FEBRUARY																													
Notice of Cash Allocation																													
MDS Checks Issued		504,054.37				504,054.37					-						-	504,054.37					504,054.37	-	-	-	504,054.37		
Advice to Debit Account		1,832,026.98	55,677.37			1,887,704.35	80,300.00	22,515.00			102,815.00						102,815.00					1,912,326.98	78,192.37	-	-	-	1,990,519.35		
Tax Remittance Advices Issued		219,106.50	123,857.63			342,964.13					-						-	342,964.13					219,106.50	123,857.63	-	-	342,964.13		
Cash Disbursement Ceiling											-						-					-				-			
Non-Cash Availment Authority											-						-					-				-			
Others (CDT, Docs Stamp, etc.)											-						-					-				-			
TOTAL		2,555,187.85	179,535.00	-	-	2,734,722.85	80,300.00	22,515.00	-	-	102,815.00	-	-	-	#	-	102,815.00	2,837,537.85	-	-	-	#	-	2,635,487.85	202,050.00	-	-	2,837,537.85	
MARCH																													
Notice of Cash Allocation																													
MDS Checks Issued		645,800.42	2,958.21			648,758.63					-						-	648,758.63					645,800.42	2,958.21	-	-	648,758.63		
Advice to Debit Account		2,735,019.41	85,072.95			2,820,092.36		283,171.43			283,171.43						283,171.43	3,103,263.79					2,735,019.41	368,244.38	-	-	3,103,263.79		
Tax Remittance Advices Issued		219,106.50	107,829.06			326,935.56		16,028.57			16,028.57						16,028.57	342,964.13					219,106.50	123,857.63			342,964.13		
Cash Disbursement Ceiling																													
Non-Cash Availment Authority																													
Others (CDT, Docs Stamp, etc.)																													
TOTAL		3,599,926.33	195,860.22	-	-	3,795,786.55	-	299,200.00	-	-	299,200.00	-	-	-	#	-	299,200.00	4,094,986.55	-	-	-	#	-	3,599,926.33	495,060.22	-	-	4,094,986.55	
APRIL																													
Notice of Cash Allocation																													
MDS Checks Issued		802,360.11	35,694.69			838,054.80					-						-	838,054.80					802,360.11	35,694.69	-	-	838,054.80		
Advice to Debit Account		2,475,954.73	439,408.03			2,915,362.76					-						2,915,362.76	439,408.03					2,475,954.73	439,408.03	-	-	2,915,362.76		
Tax Remittance Advices Issued		315,531.97	18,860.83			334,392.80					-						-	334,392.80					315,531.97	18,860.83			334,392.80		
Cash Disbursement Ceiling																													
Non-Cash Availment Authority																													
Others (CDT, Docs Stamp, etc.)																													
TOTAL		3,593,846.81	493,963.55	-	-	4,087,810.36	-	-	-	-	-	-	-	-	#	-	-	4,087,810.36	-	-	-	#	-	3,593,846.81	493,963.55	-	-	4,087,810.36	

MONTHLY REPORT OF DISBURSEMENTS
For the month of JUNE 2016


Department : DEPARTMENT OF HEALTH
Agency : San Lorenzo Ruiz Women's Hospital
Operating Unit :
Organization Code (UACS) : 13 001 14 00015
: 101101
(e.g. Old Fund Code: 101,102, 151)

PARTICULARS		CURRENT YEAR BUDGET					PRIOR YEAR'S BUDGET					CURRENT YEAR'S ACCOUNTS PAYABLE					SUB-TOTAL		TRUST LIABILITIES			GRAND TOTAL					Remarks	
		PS	MOOE	Fin. Exp	CO	TOTAL	PRIOR YEAR'S ACCOUNTS PAYABLE				TOTAL	PS	MOOE	Fin. Exp	CO	TOTAL	PS	MOOE	CO	TOTAL	PS	MOOE	Fin. Exp	CO	TOTAL			
							PS	MOOE	Fin. Exp	CO																Sub-Total		PS
1		2	3	4	5	6= (2+ 3+4+5)	7	8	9	10	11= (7+ 8+9+10)	12	13	14	15	16= (12+ 13+14+15)	17=11+16)	18=6+17)	19	20	21	22=(19+20+21)	23	24	25	26	27=(23+24+25+26)	28
MAY																												
Notice of Cash Allocation																												
MDS Checks Issued		643,493.30	57,600.00			701,093.30				93,750.00	93,750.00						93,750.00	794,843.30					643,493.30	57,600.00	-	93,750.00	794,843.30	
Advice to Debit Account		5,092,835.20	61,903.40			5,154,738.60				2,050,040.24	2,050,040.24						2,050,040.24	7,204,778.84					5,092,835.20	61,903.40	-	2,050,040.24	7,204,778.84	
Tax Remittance Advices Issued		351,696.71	39,515.79			391,212.50					-							391,212.50					351,696.71	39,515.79			391,212.50	
Cash Disbursement Ceiling																												
Non-Cash Availment Authority																												
Others (CDT, Docs Stamp, etc.)																												
TOTAL		6,088,025.21	159,019.19	-	-	6,247,044.40	-	-	-	2,143,790.24	2,143,790.24	-	-	-	#	-	2,143,790.24	8,390,834.64	-	-	#	-	6,088,025.21	159,019.19	-	2,143,790.24	8,390,834.64	
JUNE																												
Notice of Cash Allocation																												
MDS Checks Issued		1,365,356.19	56,521.97			1,421,878.16					-						-	1,421,878.16					1,365,356.19	56,521.97	-	-	1,421,878.16	
Advice to Debit Account		2,694,711.73	77,902.34			2,772,614.07					-						-	2,772,614.07					2,694,711.73	77,902.34	-	-	2,772,614.07	
Tax Remittance Advices Issued		355,977.74	25,620.41			381,598.15					-						-	381,598.15					355,977.74	25,620.41			381,598.15	
Cash Disbursement Ceiling																												
Non-Cash Availment Authority																												
Others (CDT, Docs Stamp, etc.)																												
TOTAL		4,416,045.66	160,044.72	-	-	4,576,090.38	-	-	-	-	-	-	-	-	#	-	-	4,576,090.38	-	-	#	-	4,416,045.66	160,044.72	-	-	4,576,090.38	
GRAND TOTAL		22,357,145.77	1,253,321.97	-	-	23,610,467.74	80,300.00	321,715.00	-	2,143,790.24	2,545,805.24	-	595,656.19	-	#	-	2,545,805.24	26,156,272.98	-	-	#	-	22,437,445.77	2,170,693.16	-	2,143,790.24	26,751,929.17	


SUMMARY:		Previous Report	This month	JUNE 2016	As of Date			Previous Report	This month	JUNE 2016	As of Date
Total Disbursement Authorities Received						Total Disbursements Program		23,518,278.81	3,233,911.15		26,752,189.96
NCA		21,909,402.92	2,852,313.00		24,761,715.92	Less: * Actual Disbursements		22,175,838.79	4,576,090.38		26,751,929.17
Working Fund						(Over)/Under spending		1,342,440.02	(1,342,179.23)		260.79
TRA		1,608,875.89	381,598.15		1,990,474.04						
CDC											
NCAA											
Others (CDT, BTr Docs Stamp, etc.)											
Less: Notice of Transfer Allocations (NTA)* issued											
Total Disbursements Authorities Available		23,518,278.81	3,233,911.15		26,752,189.96						
Less: Lapsed NCA			260.79		260.79						
Disbursements *		22,175,838.79	4,576,090.38		26,751,929.17						
Balance of Disbursements Authorities as of to date		1,342,440.02	(1,342,440.02)		-						

Notes: The use of NTA is discouraged
* Amounts should tally

Certified Correct:


HESSEL ANNE C. EUGENIO, CPA
Accountant II

Approved By:


MARILOU T. NERY, MD, MPH, DPPS
CHIEF OF HOSPITAL II

MONTHLY REPORT OF DISBURSEMENTS
For the month of MAY 2016

Department : DEPARTMENT OF HEALTH
Agency : San Lorenzo Ruiz Women's Hospital
Operating Unit :
Organization Code (UACS) : 13 001 14 00015
: 101101
(e.g. Old Fund Code: 101,102, 151)

ARTICULARS		CURRENT YEAR BUDGET				PRIOR YEAR'S BUDGET					CURRENT YEAR'S ACCOUNTS PAYABLE					SUB-TOTAL		TRUST LIABILITIES			GRAND TOTAL					Remarks				
		PS	MOOE	Fin. Exp	CO	TOTAL	PRIOR YEAR'S ACCOUNTS PAYABLE				CURRENT YEAR'S ACCOUNTS PAYABLE				TOTAL		PS	MOOE	CO	TOTAL	PS	MOOE	Fin. Exp	CO	TOTAL					
							PS	MOOE	Fin. Exp	CO	Sub-Total	PS	MOOE	Fin. Exp	CO	Sub-Total														
1		2	3	4	5	6=(2+ 3+4+5)	7	8	9	10	11=(7+ 8+9+10)	12	13	14	15	16=(12+ 13+14+15)	17=(11+16)	18=(6+17)	19	20	21	22=(19+20+21)	23	24	25	26	27=(23+24+25+26)	28		
JANUARY																														
Notice of Cash Allocation (NCA)																														
MDS Checks Issued		34,115.20	522.90			34,638.10					-		405,109.52				-	34,638.10			-		-		-		-			
Advice to Debit Account		1,929,432.77	7,600.00			1,937,032.77					-		190,546.67				-	1,937,032.77			-		-		-		-			
Working Fund (NCA issued to BTr)																														
Tax Remittance Advices Issued (TRA)		140,565.94	56,776.39			197,342.33					-						-	197,342.33			-		-		-		-			
Cash Disbursement Ceiling (CDC)											-						-				-		-		-		-			
Non-Cash Availment Authority (NCAA)											-						-				-		-		-		-			
Others (CDT, BTr Docs Stamp, etc.)											-						-				-		-		-		-			
TOTAL		2,104,113.91	64,899.29	-	-	2,169,013.20	-	-	#	-	-	#	595,656.19	#	#	-	-	2,169,013.20	-	-	#	-	-		-	2,104,113.91	660,555.48	#	-	2,764,669.39
FEBRUARY																														
Notice of Cash Allocation																														
MDS Checks Issued		504,054.37				504,054.37					-						-	504,054.37				504,054.37	-	-		-	504,054.37			
Advice to Debit Account		1,832,026.98	55,677.37			1,887,704.35	80,300.00	22,515.00			102,815.00						102,815.00	1,990,519.35			1,912,326.98	78,192.37	-	-		-	1,990,519.35			
Tax Remittance Advices Issued		219,106.50	123,857.63			342,964.13					-						-	342,964.13			219,106.50	123,857.63	-	-		-	342,964.13			
Cash Disbursement Ceiling						-					-						-				-	-	-	-		-	-			
Non-Cash Availment Authority						-					-						-				-	-	-	-		-	-			
Others (CDT, Docs Stamp, etc.)																														
TOTAL		2,555,187.85	179,535.00	-	-	2,734,722.85	80,300.00	22,515.00	-	-	102,815.00	-	-	-	#	-	102,815.00	2,837,537.85	-	-	#	-	-		-	2,635,487.85	202,050.00	-	-	2,837,537.85
MARCH																														
Notice of Cash Allocation																														
MDS Checks Issued		645,800.42	2,958.21			648,758.63					-						-	648,758.63				645,800.42	2,958.21	-	-		-	648,758.63		
Advice to Debit Account		2,735,019.41	85,072.95			2,820,092.36		283,171.43			283,171.43						283,171.43	3,103,263.79			2,735,019.41	368,244.38	-	-		-	3,103,263.79			
Tax Remittance Advices Issued		219,106.50	107,829.06			326,935.56		16,028.57			16,028.57						16,028.57	342,964.13			219,106.50	123,857.63				-	342,964.13			
Cash Disbursement Ceiling																														
Non-Cash Availment Authority																														
Others (CDT, Docs Stamp, etc.)																														
TOTAL		3,599,926.33	195,860.22	-	-	3,795,786.55	-	299,200.00	-	-	299,200.00	-	-	-	#	-	299,200.00	4,094,986.55	-	-	#	-	-		-	3,599,926.33	495,060.22	-	-	4,094,986.55
APRIL																														
Notice of Cash Allocation																														
MDS Checks Issued		802,360.11	35,694.69			838,054.80					-						-	838,054.80				802,360.11	35,694.69	-	-		-	838,054.80		
Advice to Debit Account		2,475,954.73	439,408.03			2,915,362.76					-						-	2,915,362.76			2,475,954.73	439,408.03	-	-		-	2,915,362.76			
Tax Remittance Advices Issued		315,531.97	18,860.83			334,392.80					-						-	334,392.80			315,531.97	18,860.83				-	334,392.80			
Cash Disbursement Ceiling																														
Non-Cash Availment Authority																														
Others (CDT, Docs Stamp, etc.)																														
TOTAL		3,593,846.81	493,963.55	-	-	4,087,810.36	-	-	-	-	-	-	-	-	#	-	-	4,087,810.36	-	-	#	-	-		-	3,593,846.81	493,963.55	-	-	4,087,810.36

MONTHLY REPORT OF DISBURSEMENTS
For the month of MAY 2016


Department : DEPARTMENT OF HEALTH
Agency : San Lorenzo Ruiz Women's Hospital
Operating Unit :
Organization Code (UACS) : 13 001 14 00015
: 101101
(e.g. Old Fund Code: 101,102, 151)

ARTICULARS		CURRENT YEAR BUDGET				PRIOR YEAR'S BUDGET				CURRENT YEAR'S ACCOUNTS PAYABLE				SUB-TOTAL				TRUST LIABILITIES				GRAND TOTAL				Remarks		
		PS	MOOE	Fin. Exp	CO	TOTAL	PRIOR YEAR'S ACCOUNTS PAYABLE				CURRENT YEAR'S ACCOUNTS PAYABLE				TOTAL		PS	MOOE	CO	TOTAL	PS	MOOE	Fin. Exp	CO	TOTAL			
							PS	MOOE	Fin. Exp	CO	Sub-Total	PS	MOOE	Fin. Exp	CO	Sub-Total												
1		2	3	4	5	6=(2+ 3+4+5)	7	8	9	10	11=(7+ 8+9+10)	12	13	14	15	16=(12+ 13+14+15)	17=(11+16)	18=(6+17)	19	20	21	22=(19+20+21)	23	24	25		26	27=(23+24+25+26)
MAY	Notice of Cash Allocation																											
	MDS Checks Issued	643,493.30	57,600.00			701,093.30				93,750.00	93,750.00						93,750.00	794,843.30					643,493.30	57,600.00	-	93,750.00	794,843.30	
	Advice to Debit Account	5,092,835.20	61,903.40			5,154,738.60				2,050,040.24	2,050,040.24						2,050,040.24	7,204,778.84					5,092,835.20	61,903.40	-	2,050,040.24	7,204,778.84	
	Tax Remittance Advices Issued	351,696.71	39,515.79			391,212.50					-						391,212.50						351,696.71	39,515.79			391,212.50	
	Cash Disbursement Ceiling																											
	Non-Cash Availment Authority																											
	Others (CDT, Docs Stamp, etc.)																											
	TOTAL	6,088,025.21	159,019.19	-	-	6,247,044.40	-	-	-	2,143,790.24	2,143,790.24	-	-	-	#	-	2,143,790.24	8,390,834.64	-	-	#	-	6,088,025.21	159,019.19	-	2,143,790.24	8,390,834.64	
GRAND TOTAL		17,941,100.11	1,093,277.25	-	-	19,034,377.36	80,300.00	321,715.00	-	2,143,790.24	2,545,805.24	-	595,656.19	-	#	-	2,545,805.24	21,580,182.60	-	-	#	-	18,021,400.11	2,010,648.44	-	2,143,790.24	22,175,838.79	


SUMMARY:	Previous Report	This month	MAY 2016	As of Date		Previous Report	This month	MAY 2016	As of Date
Total Disbursement Authorities Received					Total Disbursements Program	15,163,915.39	8,354,363.42		23,518,278.81
NCA	13,946,252.00	7,963,150.92		21,909,402.92	Less: * Actual Disbursements	13,785,004.15	8,390,834.64		22,175,838.79
Working Fund					(Over)/Under spending	1,378,911.24	(36,471.22)		1,342,440.02
TRA	1,217,663.39	391,212.50		1,608,875.89					
CDC									
NCAA									
Others (CDT, BTr Docs Stamp, etc.)									
Less: Notice of Transfer Allocations (NTA)* issued									
Total Disbursements Authorities Available	15,163,915.39	8,354,363.42		23,518,278.81					
Less: Lapsed NCA									
Disbursements *	13,785,004.15	8,390,834.64		22,175,838.79					
Balance of Disbursements Authorities as of to date	1,378,911.24	(36,471.22)		1,342,440.02					

Notes: The use of NTA is discouraged
* Amounts should tally

Certified Correct:


HESSEL ANNE C. EUGENIO, CPA
Accountant II



Approved By:


MARILOU T. NERY, MD, MPH, DPPS
CHIEF OF HOSPITAL II

MONTHLY REPORT OF DISBURSEMENTS
For the month of MARCH 2016

Department : DEPARTMENT OF HEALTH
Agency : San Lorenzo Ruiz Women's Hospital
Operating Unit :
Organization Code (UACS) : 13 001 14 00015
Funding Source Code (as clustered) : 101101
(e.g. Old Fund Code: 101,102, 151)

PARTICULARS	CURRENT YEAR BUDGET					PRIOR YEAR'S BUDGET												SUB-TOTAL	TRUST LIABILITIES				GRAND TOTAL					Remarks
	PS	MOOE	Fin. Exp	CO	TOTAL	PRIOR YEAR'S ACCOUNTS PAYABLE					CURRENT YEAR'S ACCOUNTS PAYABLE					TOTAL	PS		MOOE	CO	TOTAL	PS	MOOE	Fin. Exp	CO	TOTAL		
						PS	MOOE	Fin. Exp	CO	Sub-Total	PS	MOOE	Fin. Exp	CO	Sub-Total													
1	2	3	4	5	6=(2+3+4+5)	7	8	9	10	11=(7+8+9+10)	12	13	14	15	16=(12+13+14+15)	17=(11+16)	18=(6+17)	19	20	21	22=(19+20+21)	23	24	25	26	27=(23+24+25+26)	28	
JANUARY																												
Notice of Cash Allocation (NCA)																												
MDS Checks Issued	34,115.20	522.90			34,638.10					-		405,109.52				-	34,638.10				-	34,115.20	405,632.42	0	-	439,747.62		
Advice to Debit Account	1,929,432.77	7,600.00			1,937,032.77					-		190,546.67				-	1,937,032.77				-	1,929,432.77	198,146.67		-	2,127,579.44		
Working Fund (NCA issued to BTr)										-						-	-				-	-	-		-	-		
Tax Remittance Advices Issued (TRA)	140,565.94	56,776.39			197,342.33					-						-	197,342.33				-	140,565.94	56,776.39		-	197,342.33		
Cash Disbursement Ceiling (CDC)										-						-	-				-	-	-		-	-		
Non-Cash Availment Authority (NCAA)										-						-	-				-	-	-		-	-		
Others (CDT, BTr Docs Stamp, etc.)										-						-	-				-	-	-		-	-		
TOTAL	2,104,113.91	64,899.29	-	-	2,169,013.20	-	-	#	-	-	#	595,656.19	#	#	-	-	2,169,013.20	-	-	#	-	2,104,113.91	660,555.48	-	-	2,764,669.39		
FEBRUARY																												
Notice of Cash Allocation																												
MDS Checks Issued	504,054.37				504,054.37					-						-	504,054.37					504,054.37	-	-	-	504,054.37		
Advice to Debit Account	1,832,026.98	55,677.37			1,887,704.35	80,300.00	22,515.00			102,815.00						102,815.00	1,990,519.35				1,912,326.98	78,192.37	-	-	-	1,990,519.35		
Tax Remittance Advices Issued	219,106.50	123,857.63			342,964.13					-						-	342,964.13				219,106.50	123,857.63	-	-	-	342,964.13		
Cash Disbursement Ceiling										-						-	-				-	-	-		-	-		
Non-Cash Availment Authority										-						-	-				-	-	-		-	-		
Others (CDT, Docs Stamp, etc.)										-						-	-				-	-	-		-	-		
TOTAL	2,555,187.85	179,535.00	-	-	2,734,722.85	80,300.00	22,515.00	-	-	102,815.00	-	-	-	#	-	102,815.00	2,837,537.85	-	-	#	-	2,635,487.85	202,050.00	-	-	2,837,537.85		
MARCH																												
Notice of Cash Allocation																												
MDS Checks Issued	645,800.42	2,958.21			648,758.63					-						-	648,758.63					645,800.42	2,958.21	-	-	648,758.63		
Advice to Debit Account	2,735,019.41	85,072.95			2,820,092.36		283,171.43			283,171.43						283,171.43	3,103,263.79				2,735,019.41	368,244.38	-	-	-	3,103,263.79		
Tax Remittance Advices Issued	219,106.50	107,829.06			326,935.56		16,028.57			16,028.57						16,028.57	342,964.13				219,106.50	123,857.63			-	342,964.13		
Cash Disbursement Ceiling										-						-	-				-	-	-		-	-		
Non-Cash Availment Authority										-						-	-				-	-	-		-	-		
Others (CDT, Docs Stamp, etc.)										-						-	-				-	-	-		-	-		
TOTAL	3,599,926.33	195,860.22	-	-	3,795,786.55	-	299,200.00	-	-	299,200.00	-	-	-	#	-	299,200.00	4,094,986.55	-	-	#	-	3,599,926.33	495,060.22	-	-	4,094,986.55		
GRAND TOTAL	8,259,228.09	440,294.51	-	-	8,699,522.60	80,300.00	321,715.00	-	-	402,015.00	-	595,656.19	-	#	-	402,015.00	9,101,537.60	-	-	#	-	8,339,528.09	1,357,665.70	-	-	9,697,193.79		

SUMMARY:	Previous Report	This month	March 2016	As of Date	Total Disbursements Program	Previous Report	This month	March 2016	As of Date
Total Disbursement Authorities Received					Less: * Actual Disbursements	6,733,306.46	2,963,903.13		9,697,209.59
NCA	6,193,000.00	2,620,939.00		8,813,939.00	(Over)/Under spending	5,602,207.24	4,094,986.55		9,697,193.79
Working Fund						1,131,099.22	(1,131,083.42)		15.80
TRA	540,306.46	342,964.13		883,270.59					
CDC									
NCAA									
Others (CDT, BTr Docs Stamp, etc.)									
Less: Notice of Transfer Allocations (NTA)* Issued									
Total Disbursements Authorities Available	6,733,306.46	2,963,903.13		9,697,209.59					
Less: Lapsed NCA									
Disbursements *	5,602,207.24	4,094,986.55		9,697,193.79					
Balance of Disbursements Authorities as of to date	1,131,099.22	(1,131,083.42)		15.80					
Notes: The use of NTA is discouraged									
* Amounts should tally									
Certified Correct:					Approved By:				
 HESSEL ANNE C. EUGENIO, CPA					 MARILOUT NERY, MD, MPH, DPPS				
Accountant II					CHIEF OF HOSPITAL II				
Date:					Date:				


PARTICULARS		CURRENT YEAR BUDGET					PRIOR YEAR'S ACCOUNTS PAYABLE										CURRENT YEAR'S ACCOUNTS PAYABLE					SUB-TOTAL	TRUST LIABILITIES				GRAND TOTAL					REMARKS
		PS	MOOE	Fin. Exp	CO	TOTAL	PRIOR YEAR'S ACCOUNTS PAYABLE					CURRENT YEAR'S ACCOUNTS PAYABLE					TOTAL	PS	MOOE	CO	TOTAL		PS	MOOE	Fin. Exp	CO	TOTAL					
							PS	MOOE	Fin. Exp	CO	Sub-Total	PS	MOOE	Fin. Exp	CO	Sub-Total												TOTAL				
1	2	3	4	5	6=(2+3+4+5)	7	8	9	10	11=(7+8+9+10)	12	13	14	15	16=(12+13+14+15)	17=(11+16)	18=(6+17)	19	20	21	22=(19+20+21)	23	24	25	26	27=(23+24+25+26)	28					
JANUARY																																
Notice of Cash Allocation (NCA)																																
MDS Checks Issued	34,115.20	522.90			34,638.10					-		405,109.52				-	34,638.10				-	34,115.20	405,632.42	0	-	439,747.62						
Advice to Debit Account	1,929,432.77	7,600.00			1,937,032.77					-		190,546.67				-	1,937,032.77				-	1,929,432.77	198,146.67		-	2,127,579.44						
Working Fund (NCA issued to BTr)										-						-					-				-							
Tax Remittance Advices Issued (TRA)	140,565.94	56,776.39			197,342.33					-						-	197,342.33				-	140,565.94	56,776.39		-	197,342.33						
Cash Disbursement Ceiling (CDC)										-						-					-				-							
Non-Cash Availment Authority (NCAA)										-						-					-				-							
Others (CDT, BTr Docs Stamp, etc.)										-						-					-				-							
TOTAL	2,104,113.91	64,899.29	-	-	2,169,013.20	-	-	#	-	-	#	595,656.19	#	#	-	-	2,169,013.20	#	-	#	-	2,104,113.91	660,555.48	-	-	2,764,669.39						
FEBRUARY																																
Notice of Cash Allocation																																
MDS Checks Issued	504,054.37				504,054.37					-						-	504,054.37					504,054.37	-	-	-	504,054.37						
Advice to Debit Account	1,832,026.98	55,677.37			1,887,704.35	80,300.00	22,515.00			102,815.00						102,815.00	1,990,519.35				1,912,326.98	78,192.37	-	-	-	1,990,519.35						
Tax Remittance Advices Issued	219,106.50	123,857.63			342,964.13					-						-	342,964.13				219,106.50	123,857.63	-	-	-	342,964.13						
Cash Disbursement Ceiling										-						-					-				-							
Non-Cash Availment Authority										-						-					-				-							
Others (CDT, Docs Stamp, etc.)										-						-					-				-							
TOTAL	2,555,187.85	179,535.00	-	-	2,734,722.85	80,300.00	22,515.00	#	-	102,815.00	#	-	#	#	-	102,815.00	2,837,537.85	-	-	#	-	2,635,487.85	202,050.00	-	-	2,837,537.85						
GRAND TOTAL	4,659,301.76	244,434.29	-	-	4,903,736.05	80,300.00	22,515.00	#	-	102,815.00	#	595,656.19	#	#	-	102,815.00</																

SUMMARY:			
	Previous Report ()	This month (February)	As of Date
Total Disbursement Authorities Received			
NCA	3,613,000.00	2,580,000.00	6,193,000.00
Working Fund			
TRA	197,342.33	342,964.13	540,306.46
CDC			
NCAA			
Others (CDT, BTr Docs Stamp, etc.)			
Less: Notice of Transfer Allocations (NTA)* issued			
Total Disbursements Authorities Available	3,810,342.33	2,922,964.13	6,733,306.46
Less: Lapsed NCA			
Disbursements *	2,764,669.39	2,837,537.85	5,602,207.24
Balance of Disbursements Authorities as of to date	1,045,672.94	85,426.28	1,131,099.22


	Previous Report ()	This month (JANUARY)	As of Date
Total Disbursements Program	3,810,342.33	2,922,964.13	6,733,306.46
Less: * Actual Disbursements	2,764,669.39	2,837,537.85	5,602,207.24
(Over)/Under spending	1,045,672.94	85,426.28	1,131,099.22

Notes: The use of NTA is discouraged
 * Amounts should tally

Certified Correct:


 HESSEL ANNE C. EUGENIO, CPA
 Accountant II
 Date: _____

Approved By:


 MARILOU T. NERY, MD, MPH, DPPS
 CHIEF OF HOSPITAL II
 Date: _____

MONTHLY REPORT OF DISBURSEMENTS
For the month of JANUARY 2016

Department : DEPARTMENT OF HEALTH
Agency : San Lorenzo Ruiz Women's Hospital
Operating Unit :
Organization Code (UACS) : 13 001 14 00015
Funding Source Code (as clustered) : 101101
(e.g. Old Fund Code: 101,102, 151)

PARTICULARS	CURRENT YEAR BUDGET					PRIOR YEAR'S BUDGET												SUB-TOTAL	TRUST LIABILITIES				GRAND TOTAL					Remarks
	PS	MOOE	Fin. Exp	CO	TOTAL	PRIOR YEAR'S ACCOUNTS PAYABLE					CURRENT YEAR'S ACCOUNTS PAYABLE					TOTAL	PS		MOOE	CO	TOTAL	PS	MOOE	Fin. Exp	CO	TOTAL		
						PS	MOOE	Fin. Exp	CO	Sub-Total	PS	MOOE	Fin. Exp	CO	Sub-Total													
1	2	3	4	5	6= (2+ 3+4+5)	7	8	9	10	11= (7+ 8+9+10)	12	13	14	15	16= (12+ 13+14+15)	17=(11+16)	18=(6+17)	19	20	21	22=(19+20+21)	23	24	25	26	27=(23+24+25+26)	28	
Notice of Cash Allocation (NCA)																												
MDS Checks Issued	34,115.20	522.90			34,638.10					-		405,109.52				-	34,638.10				-	34,115.20	405,632.42	0	-	-	439,747.62	
Advice to Debit Account	1,929,432.77	7,600.00			1,937,032.77					-		190,546.67				-	1,937,032.77				-	1,929,432.77	198,146.67		-	-	2,127,579.44	
Working Fund (NCA issued to BTr)										-						-	-				-	-	-		-	-		
Tax Remittance Advices Issued (TRA)	140,565.94	56,776.39			197,342.33					-						-	197,342.33				-	140,565.94	56,776.39		-	-	197,342.33	
Cash Disbursement Ceiling (CDC)										-						-	-				-	-	-		-	-		
Non-Cash Availment Authority (NCAA)										-						-	-				-	-	-		-	-		
Others (CDT, BTr Docs Stamp, etc.)										-						-	-				-	-	-		-	-		
TOTAL	2,104,113.91	64,899.29	-	-	2,169,013.20	-	-	-	-	-	-	595,656.19	-	#	-	-	2,169,013.20	-	-	#	-	2,104,113.91	660,555.48	-	-	-	2,764,669.39	

SUMMARY:

	Previous Report ()	This month (JANUARY)	As of Date
Total Disbursement Authorities Received			
NCA		3,613,000.00	3,613,000.00
Working Fund			
TRA		197,342.33	197,342.33
CDC			
NCAA			
Others (CDT, BTr Docs Stamp, etc.)			
Less: Notice of Transfer Allocations (NTA)* issued			
Total Disbursements Authorities Available	-	3,810,342.33	3,810,342.33
Less: Lapsed NCA			
Disbursements *		2,764,669.39	2,764,669.39
Balance of Disbursements Authorities as of to date	-	1,045,672.94	1,045,672.94

Total Disbursements Program
Less: * Actual Disbursements
(Over)/Under spending

Previous Report ()	This month (JANUARY)	As of Date
-	3,810,342.33	3,810,342.33
-	2,764,669.39	2,764,669.39
-	1,045,672.94	1,045,672.94

Notes: The use of NTA is discouraged
* Amounts should tally

Certified Correct:


HESSEL ANNE C. EUGENIO, CPA
Accountant II
Date:

Approved By:


MARILOU T. NERY, MD, MPH, DPPS
CHIEF OF HOSPITAL II
Date: