

MONTHLY REPORT OF DISBURSEMENTS

As of December 2015

PARTICULARS	CURRENT YEAR BUDGET					PRIOR YEAR'S ACCOUNTS PAYABLE										CURRENT YEAR'S ACCOUNTS PAYABLE				SUB-TOTAL	TRUST LIABILITIES				GRAND TOTAL					Remarks
	PS	MOOE	Fin. Exp	CO	TOTAL	PS	MOOE	Fin. Exp	CO	Sub-Total	PS	MOOE	Fin. Exp	CO	Sub-Total	TOTAL	PS	MOOE	CO		TOTAL	PS	MOOE	Fin. Exp	CO	TOTAL				
1	2	3	4	5	6=(2+3+4+5)	7	8	9	10	11=(7+8+9+10)	12	13	14	15	16=(12+13+14+15)	17=(11+16)	18=(6+17)	19	20	21	22=(19+20+21)	23	24	25	26	27=(23+24+25+26)	28			
JANUARY																														
Notice of Cash Allocation (NCA)																						-	-	-	-	-				
MDS Checks Issued	1,354,415.00	518,425.21			1,872,840.21	188,532.95	39,193.03			227,725.98						227,725.98	2,100,566.19				1,542,947.95	557,618.24			2,100,566.19					
Advice to Debit Account	-	-			-					-						-						-	-	-	-	-				
Working Fund (NCA issued to BTr)																						-	-	-	-	-				
Tax Remittance Advices Issued (TRA)	149,337.92	26,396.01			175,733.93		15,383.19			15,383.19						15,383.19	191,117.12				149,337.92	41,779.20			191,117.12					
Cash Disbursement Ceiling (CDC)																						-	-	-	-	-				
Non-Cash Availment Authority (NCAA)																						-	-	-	-	-				
Others (CDT, BTr Docs Stamp, etc.)																						-	-	-	-	-				
TOTAL	1,503,752.92	544,821.22	-	-	2,048,574.14	188,532.95	54,576.22	-	-	243,109.17	-	-	-	-	-	243,109.17	2,291,683.31	-	-	-	-	1,692,285.87	599,397.44	-	-	2,291,683.31				
FEBRUARY																														
Notice of Cash Allocatic																														
MDS Checks Is	1,649,038.48	683,326.61			2,332,365.09	15,570.00				15,570.00						15,570.00	2,347,935.09				1,664,608.48	683,326.61	-	-	2,347,935.09					
Advice to Debit Account	-	-			-					-						-						-	-	-	-	-				
Tax Remittance Advices Issued	148,511.14	45,009.02			193,520.16												193,520.16				148,511.14	45,009.02	-	-	193,520.16					
Cash Disbursement Ceiling																						-	-	-	-	-				
Non-Cash Availment Authority																						-	-	-	-	-				
Others (CDT, Docs Stamp, etc.)																						-	-	-	-	-				
TOTAL	1,797,549.62	728,335.63	-	-	2,525,885.25	15,570.00	-	-	-	15,570.00	-	-	-	-	-	15,570.00	2,541,455.25	-	-	-	-	1,813,119.62	728,335.63	-	-	2,541,455.25				
MARCH																														
Notice of Cash Allocatic																														
MDS Checks Is	2,014,646.94	438,625.47			2,453,272.41												2,453,272.41				2,014,646.94	438,625.47	-	-	2,453,272.41					
Advice to Debit Account																														
Tax Remittance Advices Issued	158,747.96	16,980.21			175,728.17		133.76			133.76						133.76	175,861.93				158,747.96	17,113.97	-	-	175,861.93					
Cash Disbursement Ceiling																														
Non-Cash Availment Authority																														
Others (CDT, Docs Stamp, etc.)																														
TOTAL	2,173,394.90	455,605.68	-	-	2,629,000.58	-	133.76	-	-	133.76	-	-	-	-	-	133.76	2,629,134.34	-	-	-	-	2,173,394.90	455,739.44	-	-	2,629,134.34				
APRIL																														
Notice of Cash Allocatic																														
MDS Checks Is	1,697,959.78	232,055.38			1,930,015.16												1,930,015.16				1,697,959.78	232,055.38	-	-	1,930,015.16					
Advice to Debit Account		173,922.50					3,693.14										173,922.50					177,615.64		-	-	177,615.64				
Tax Remittance Advices Issued	158,747.96				158,747.96																158,747.96		-	-	-	158,747.96				
Cash Disbursement Ceiling																														
Non-Cash Availment Authority																														
Others (CDT, Docs Stamp, etc.)																														
TOTAL	1,856,707.74	405,977.88	-	-	2,262,685.62	-	3,693.14	-	-		-	-	-	-	-		2,262,685.62	-	-	-	-	1,856,707.74	409,671.02	-	-	2,266,378.76				
MAY																														
Notice of Cash Allocatic																														
MDS Checks Is	2,392,529.85	287,702.24			2,680,232.09												2,680,232.09				2,392,529.85	287,702.24	-	-	2,680,232.09					
Advice to Debit Account		350,172.50			350,172.50		956,141.82		8,950.28	965,092.10						965,092.10	1,315,264.60					1,306,314.32	-	-	8,950.28	1,315,264.60				
Tax Remittance Advices Issued																														
Cash Disbursement Ceiling																														
Non-Cash Availment Authority																														
Others (CDT, Docs Stamp, etc.)																														
TOTAL	2,392,529.85	637,874.74	-	-	3,030,404.59	-	956,141.82	-	8,950.28	965,092.10	-	-	-	-	-	965,092.10	3,995,496.69	-	-	-	-	2,392,529.85	1,594,016.56	-	-	3,995,496.69				
JUNE																														
Notice of Cash Allocatic																														
MDS Checks Is	3,553,506.41	147,550.50			3,701,056.91	135,012.39				135,012.39						135,012.39	3,836,069.30				3,688,518.80	147,550.50	-	-	3,836,069.30					
Advice to Debit Account		742,855.39			742,855.39		660,615.23		5,269,124.20	5,929,739.43						5,929,739.43	6,672,594.82					1,403,470.62	-	-	5,269,124.20	6,672,594.82				
Tax Remittance Advices Issued	143,930.16	26,917.72			170,847.88		54,939.96			54,939.96						54,939.96	225,787.84				143,930.16	81,857.68	-	-	225,787.84					
Cash Disbursement Ceiling																														
Non-Cash Availment Authority																														
Others (CDT, Docs Stamp, etc.)																														
TOTAL	3,697,436.57	917,323.61	-	-	4,614,760.18	135,012.39	715,555.19	-	5,269,124.20	6,119,691.78	-	-	-	-	-	6,119,691.78	10,734,451.96	-	-	-	-	3,832,448.96	1,632,878.80	-	-	10,734,451.96				
JULY																														
Notice of Cash Allocatic																														
MDS Checks Is	1,662,656.92	282,501.05			1,945,157.97												1,945,157.97				1,662,656.92	282,501.05	-	-	1,945,157.97					
Advice to Debit Account	1,359,336.02				1,359,336.02												1,359,336.02					-	-	-	-	1,359,336.02				
Tax Remittance Advices Issued	217,618.38	17,782.84			235,401.22		11,389.02			11,389.02						11,389.02	246,790.24				217,618.38	29,171.86	-	-	246,790.24					
Cash Disbursement Ceiling																														
Non-Cash Availment Authority																														
Others (CDT, Docs Stamp, etc.)																														
TOTAL	3,239,611.32	300,283.89	-	-	3,539,895.21	-	11,389.02	-	-	11,389.02	-	-	-	-	-	11,389.02	3,551,284.23	-	-	-	-	3,239,611.32	311,672.91	-	-	3,551,284.23				

MONTHLY REPORT OF DISBURSEMENTS
As of December 2015


PARTICULARS	CURRENT YEAR BUDGET					PRIOR YEAR'S ACCOUNTS PAYABLE										CURRENT YEAR'S ACCOUNTS PAYABLE				SUB-TOTAL	TRUST LIABILITIES				GRAND TOTAL					Remarks
	PS	MOOE	Fin. Exp	CO	TOTAL	PS	MOOE	Fin. Exp	CO	Sub-Total	PS	MOOE	Fin. Exp	CO	Sub-Total	TOTAL	PS	MOOE	CO		TOTAL	PS	MOOE	Fin. Exp	CO	TOTAL				
1	2	3	4	5	6=(2+3+4+5)	7	8	9	10	11=(7+8+9+10)	12	13	14	15	16=(12+13+14+15)	17=(11+16)	18=(6+17)	19	20	21	22=(19+20+21)	23	24	25	26	27=(23+24+25+26)	28			
AUGUST																														
Notice of Cash Allocatic																														
MDS Checks Is	1,599,100.33	139,786.72			1,738,887.05					-						-	1,738,887.05					1,599,100.33	139,786.72	-	-	1,738,887.05				
Advice to Debit Account	3,208.98	984,482.65			987,691.63					-						-	987,691.63					3,208.98	984,482.65	-	-	987,691.63				
Tax Remittance Advices Issued	147,197.08	534,757.48			681,954.56					-						-	681,954.56					147,197.08	534,757.48	-	-	681,954.56				
Cash Disbursement Ceiling																														
Non-Cash Availment Authority																														
Others (CDT, Docs Stamp, etc.)																														
TOTAL	1,749,506.39	1,659,026.85	-	-	3,408,533.24	-	-	-	-	-	-	-	-	-	-	-	3,408,533.24	-	-	-	-	1,749,506.39	1,659,026.85	-	-	3,408,533.24				
SEPTEMBER																														
Notice of Cash Allocatic																														
MDS Checks Is	474,734.36	22,576.13			497,310.49					-						-	497,310.49					474,734.36	22,576.13	-	-	497,310.49				
Advice to Debit Account	2,267,975.45	232,779.76			2,500,755.21					-						-	2,500,755.21					2,267,975.45	232,779.76	-	-	2,500,755.21				
Tax Remittance Advices Issued	140,462.26	57,967.34			198,429.60					-						-	198,429.60					140,462.26	57,967.34	-	-	198,429.60				
Cash Disbursement Ceiling																														
Non-Cash Availment Authority																														
Others (CDT, Docs Stamp, etc.)																														
TOTAL	2,883,172.07	313,323.23	-	-	3,196,495.30	-	-	-	-	-	-	-	-	-	-	-	3,196,495.30	-	-	-	-	2,883,172.07	313,323.23	-	-	3,196,495.30				
OCTOBER																														
Notice of Cash Allocatic																														
MDS Checks Is		31,200.00			31,200.00					-						-	31,200.00					-	31,200.00	-	-	31,200.00				
Advice to Debit Account	2,361,033.58	356,768.23			2,717,801.81					-						-	2,717,801.81					2,361,033.58	356,768.23	-	-	2,717,801.81				
Tax Remittance Advices Issued	194,007.33	46,814.75			240,822.08					-						-	240,822.08					194,007.33	46,814.75	-	-	240,822.08				
Cash Disbursement Ceiling																														
Non-Cash Availment Authority																														
Others (CDT, Docs Stamp, etc.)																														
TOTAL	2,555,040.91	434,782.98	-	-	2,989,823.89	-	-	-	-	-	-	-	-	-	-	-	2,989,823.89	-	-	-	-	2,555,040.91	434,782.98	-	-	2,989,823.89				
NOVEMBER																														
Notice of Cash Allocatic																														
MDS Checks Is	814,760.20	217,668.22			1,032,428.42					-						-	1,032,428.42					814,760.20	217,668.22	-	-	1,032,428.42				
Advice to Debit Account	3,018,386.86	399,533.03			3,417,919.89					-						-	3,417,919.89					3,018,386.86	399,533.03	-	-	3,417,919.89				
Tax Remittance Advices Issued	226,236.93	19,559.52			245,796.45					-						-	245,796.45					226,236.93	19,559.52	-	-	245,796.45				
Cash Disbursement Ceiling																														
Non-Cash Availment Authority																														
Others (CDT, Docs Stamp, etc.)																														
TOTAL	4,059,383.99	636,760.77	-	-	4,696,144.76	-	-	-	-	-	-	-	-	-	-	-	4,696,144.76	-	-	-	-	4,059,383.99	636,760.77	-	-	4,696,144.76				
DECEMBER																														
Notice of Cash Allocatic																														
MDS Checks Is	1,245,583.20	99,181.94			1,344,765.14					-						-	1,344,765.14					1,245,583.20	99,181.94	-	-	1,344,765.14				
Advice to Debit Account	5,000,471.76	2,108,151.09		1,954,001.69	9,062,624.54					-						-	9,062,624.54					5,000,471.76	2,108,151.09	-	1,954,001.69	9,062,624.54				
Tax Remittance Advices Issued	82,743.37	16,989.27			99,732.64					-						-	99,732.64					82,743.37	16,989.27	-	-	99,732.64				
Cash Disbursement Ceiling																														
Non-Cash Availment Authority																														
Others (CDT, Docs Stamp, etc.)																														
TOTAL	6,328,798.33	2,224,322.30	-	1,954,001.69	10,507,122.32	-	-	-	-	-	-	-	-	-	-	-	10,507,122.32	-	-	-	-	6,328,798.33	2,224,322.30	-	1,954,001.69	10,507,122.32				
GRAND TOTAL																														
	34,236,884.61	9,258,438.78	-	1,954,001.69	45,449,325.08	339,115.34	1,741,489.15	-	5,278,074.48	7,354,985.83	-	-	-	-	-	7,354,985.83	52,804,310.91	-	-	-	-	34,575,999.95	10,999,927.93	-	7,232,076.17	52,808,004.05				

SUMMARY:


	Previous Reports (Jan - November)	This month (December)	As of Date (Jan - December)
Total Disbursement Authorities Received			
NCA	39,990,273.04	10,177,254.05	50,167,527.09
Working Fund			
TRA	2,538,125.55	99,732.64	2,637,858.19
CDC			
NCAA			
Others (CDT, B7 Docs Stamp, etc.)			
Less: Notice of Transfer Allocations (NTA)* Issued			
Total Disbursements Authorities Available	23,530,443.04	10,177,254.05	50,167,527.09
Less: Lapsed NCA	-	-	-
Disbursements *	39,742,053.79	10,407,389.68	50,149,443.47
Balance of Disbursements Authorities as of to date	248,219.25	(230,135.63)	18,083.62

Notes: The use of NTA is discouraged
* Amounts should italic

Certified Correct:


HESSEL ANNE C. EUGENIO, CPA
Accountant II
Date:

Approved By:


MARILOU T. NERY, MD, MPH, DPPS
CHIEF OF HOSPITAL II
Date:

	Previous Report	This month (December)	As of Date
Total Disbursements Program	29,920,000.00	3,709,000.00	33,629,000.00
Less: * Actual Disbursements	39,742,053.79	10,407,389.68	50,149,443.47
(Over)/Under spending	(9,822,053.79)	(6,698,389.68)	(16,520,443.47)

Remarks: Includes release for payment of PEI and release from reverted cash from 2014
Other variance was due from hiring salaries paid to newly appointed employees
November variance came from disbursements paid using NTCAs of SAAs received

MONTHLY REPORT OF DISBURSEMENTS
As of November 2015

FAR No. 4

Department : HEALTH
Agency : SAN LORENZO RUIZ WOMEN'S HOSPITAL
Operating Unit :
Organization Code (UACS) : 13 001 14 00015
Funding Source Code (as clustered): 101101
(e.g. Old Fund Code: 101,102, 151)

PARTICULARS	CURRENT YEAR BUDGET					PRIOR YEAR'S ACCOUNTS PAYABLE										CURRENT YEAR'S ACCOUNTS PAYABLE					SUB-TOTAL	TRUST LIABILITIES				GRAND TOTAL					Remarks
	PS	MOOE	Fin. Exp	CO	TOTAL	PS	MOOE	Fin. Exp	CO	Sub-Total	PS	MOOE	Fin. Exp	CO	Sub-Total	TOTAL	PS	MOOE	CO	TOTAL		PS	MOOE	Fin. Exp	CO	TOTAL					
1	2	3	4	5	6=(2+3+4+5)	7	8	9	10	11=(7+8+9+10)	12	13	14	15	16=(12+13+14+15)	17=(11+16)	18=(6+17)	19	20	21	22=(19+20+21)	23	24	25	26	27=(23+24+25+26)	28				
JANUARY																															
Notice of Cash Allocation (NCA)																						-	-	-	-	-					
MDS Checks Issued	1,354,415.00	518,425.21			1,872,840.21	188,532.95	39,193.03			227,725.98						227,725.98	2,100,566.19					1,542,947.95	557,618.24	-	-	2,100,566.19					
Advice to Debit Account	-				-					-						-						-	-	-	-	-					
Working Fund (NCA Issued to BTr)																						-	-	-	-	-					
Tax Remittance Advices Issued (TRA)	149,337.92	26,396.01			175,733.93		15,383.19			15,383.19						15,383.19	191,117.12					149,337.92	41,779.20	-	-	191,117.12					
Cash Disbursement Ceiling (CDC)																						-	-	-	-	-					
Non-Cash Availment Authority (NCAA)																						-	-	-	-	-					
Others (CDT, BTr Docs Stamp, etc.)																						-	-	-	-	-					
TOTAL	1,503,752.92	544,821.22	-	-	2,048,574.14	188,532.95	54,576.22	-	-	243,109.17	-	-	-	-	-	243,109.17	2,291,683.31	-	-	-	-	1,692,285.87	599,397.44	-	-	2,291,683.31					
FEBRUARY																															
Notice of Cash Allocati																															
MDS Checks Is	1,649,038.48	683,326.61			2,332,365.09	15,570.00				15,570.00						15,570.00	2,347,935.09					1,664,608.48	683,326.61	-	-	2,347,935.09					
Advice to Debit Account																															
Tax Remittance Advices Issued	148,511.14	45,009.02			193,520.16					-						-	193,520.16					148,511.14	45,009.02	-	-	193,520.16					
Cash Disbursement Ceiling										-						-						-	-	-	-	-					
Non-Cash Availment Authority										-						-						-	-	-	-	-					
Others (CDT, Docs Stamp, etc.)										-						-						-	-	-	-	-					
TOTAL	1,797,549.62	728,335.63	-	-	2,525,885.25	15,570.00	-	-	-	15,570.00	-	-	-	-	-	15,570.00	2,541,455.25	-	-	-	-	1,813,119.62	728,335.63	-	-	2,541,455.25					
MARCH																															
Notice of Cash Allocati																															
MDS Checks Is	2,014,646.94	438,625.47			2,453,272.41					-						-	2,453,272.41					2,014,646.94	438,625.47	-	-	2,453,272.41					
Advice to Debit Account																															
Tax Remittance Advices Issued	158,747.96	16,980.21			175,728.17		133.76			133.76						133.76	175,861.93					158,747.96	17,113.97	-	-	175,861.93					
Cash Disbursement Ceiling																															
Non-Cash Availment Authority																															
Others (CDT, Docs Stamp, etc.)																															
TOTAL	2,173,394.90	455,605.68	-	-	2,629,000.58	-	133.76	-	-	133.76	-	-	-	-	-	133.76	2,629,134.34	-	-	-	-	2,173,394.90	455,739.44	-	-	2,629,134.34					
APRIL																															
Notice of Cash Allocati																															
MDS Checks Is	1,697,959.78	232,055.38			1,930,015.16		3,693.14			-						-	1,930,015.16					1,697,959.78	232,055.38	-	-	1,930,015.16					
Advice to Debit Account																															
Tax Remittance Advices Issued	158,747.96	173,922.50			332,670.46												332,670.46					158,747.96	177,615.64	-	-	336,363.42					
Cash Disbursement Ceiling																															
Non-Cash Availment Authority																															
Others (CDT, Docs Stamp, etc.)																															
TOTAL	1,856,707.74	405,977.88	-	-	2,262,685.62	-	3,693.14	-	-	3,693.14	-	-	-	-	-	3,693.14	2,266,378.76	-	-	-	-	1,856,707.74	409,671.02	-	-	2,266,378.76					
MAY																															
Notice of Cash Allocati																															
MDS Checks Is	2,392,529.85	287,702.24			2,680,232.09												2,680,232.09					2,392,529.85	287,702.24	-	-	2,680,232.09					
Advice to Debit Account		350,172.50			350,172.50		956,141.82		8,950.28	965,092.10						965,092.10	1,315,264.60						1,306,314.32	-	8,950.28	1,315,264.60					
Tax Remittance Advices Issued																															
Cash Disbursement Ceiling																															
Non-Cash Availment Authority																															
Others (CDT, Docs Stamp, etc.)																															
TOTAL	2,392,529.85	637,874.74	-	-	3,030,404.59	-	956,141.82	-	8,950.28	965,092.10	-	-	-	-	-	965,092.10	3,995,496.69	-	-	-	-	2,392,529.85	1,594,016.56	-	8,950.28	3,995,496.69					
JUNE																															
Notice of Cash Allocati																															
MDS Checks Is	3,553,506.41	147,550.50			3,701,056.91	135,012.39				135,012.39						135,012.39	3,836,069.30					3,688,518.80	147,550.50	-	-	3,836,069.30					
Advice to Debit Account		742,855.39			742,855.39		660,615.23		5,269,124.20	5,929,739.43						5,929,739.43	6,672,594.82						1,403,470.62	-	5,269,124.20	6,672,594.82					
Tax Remittance Advices Issued	143,930.16	26,917.72			170,847.88		54,939.96			54,939.96						54,939.96	225,787.84					143,930.16	81,857.68	-	-	225,787.84					
Cash Disbursement Ceiling																															
Non-Cash Availment Authority																															
Others (CDT, Docs Stamp, etc.)																															
TOTAL	3,697,436.57	917,323.61	-	-	4,614,760.18	135,012.39	715,555.19	-	5,269,124.20	6,119,691.78	-	-	-	-	-	6,119,691.78	10,734,451.96	-	-	-	-	3,832,448.96	1,632,878.80	-	5,269,124.20	10,734,451.96					
JULY																															
Notice of Cash Allocati																															
MDS Checks Is	1,662,656.92	282,501.05			1,945,157.97					-						-	1,945,157.97					1,662,656.92	282,501.05	-	-	1,945,157.97					
Advice to Debit Account		1,359,336.02			1,359,336.02												1,359,336.02							-	-	1,359,336.02					
Tax Remittance Advices Issued	217,618.38	17,782.84			235,401.22		11,389.02			11,389.02						11,389.02	246,790.24					217,618.38	28,171.86	-	-	246,790.24					
Cash Disbursement Ceiling																															
Non-Cash Availment Authority																															
Others (CDT, Docs Stamp, etc.)																															
TOTAL	3,239,611.32	300,283.89	-	-	3,539,895.21	-	11,389.02	-	-	11,389.02	-	-	-	-	-	11,389.02	3,551,284.23	-	-	-	-	3,239,611.32	311,672.91	-	-	3,551,284.23					

MONTHLY REPORT OF DISBURSEMENTS
As of November 2015

FAR No. 4

Department : HEALTH
Agency : SAN LORENZO RUIZ WOMEN'S HOSPITAL
Operating Unit :
Organization Code (UACS) : 13 001 14 00015
Funding Source Code (as clustered): 101101
(e.g. Old Fund Code: 101,102, 151)

PARTICULARS	CURRENT YEAR BUDGET					PRIOR YEAR'S ACCOUNTS PAYABLE										CURRENT YEAR'S ACCOUNTS PAYABLE				SUB-TOTAL	TRUST LIABILITIES				GRAND TOTAL					Remarks
	PS	MOOE	Fin. Exp	CO	TOTAL	PS	MOOE	Fin. Exp	CO	Sub-Total	PS	MOOE	Fin. Exp	CO	Sub-Total	TOTAL	PS	MOOE	CO		TOTAL	PS	MOOE	Fin. Exp	CO	TOTAL				
1	2	3	4	5	6=(2+3+4+5)	7	8	9	10	11=(7+8+9+10)	12	13	14	15	16=(12+13+14+15)	17=(11+16)	18=(6+17)	19	20	21	22=(19+20+21)	23	24	25	26	27=(23+24+25+26)	28			
AUGUST																														
Notice of Cash Allocati																														
MDS Checks Is	1,599,100.33	139,786.72			1,738,887.05					-						-	1,738,887.05					1,599,100.33	139,786.72	-	-	1,738,887.05				
Advice to Debit Account	3,208.98	984,482.65			987,691.63					-						-	987,691.63					3,208.98	984,482.65	-	-	987,691.63				
Tax Remittance Advices Issued	147,197.08	534,757.48			681,954.56					-						-	681,954.56					147,197.08	534,757.48	-	-	681,954.56				
Cash Disbursement Ceiling																														
Non-Cash Availment Authority																														
Others (CDT, Docs Stamp, etc.)																														
TOTAL	1,749,506.39	1,659,026.85	-	-	3,408,533.24	-	-	-	-	-	-	-	-	-	-	-	3,408,533.24	-	-	-	-	1,749,506.39	1,659,026.85	-	-	3,408,533.24				
SEPTEMBER																														
Notice of Cash Allocati																														
MDS Checks Is	474,734.36	22,576.13			497,310.49					-						-	497,310.49					474,734.36	22,576.13	-	-	497,310.49				
Advice to Debit Account	2,267,975.45	232,779.76			2,500,755.21					-						-	2,500,755.21					2,267,975.45	232,779.76	-	-	2,500,755.21				
Tax Remittance Advices Issued	140,462.26	57,967.34			198,429.60					-						-	198,429.60					140,462.26	57,967.34	-	-	198,429.60				
Cash Disbursement Ceiling																														
Non-Cash Availment Authority																														
Others (CDT, Docs Stamp, etc.)																														
TOTAL	2,883,172.07	313,323.23	-	-	3,196,495.30	-	-	-	-	-	-	-	-	-	-	-	3,196,495.30	-	-	-	-	2,883,172.07	313,323.23	-	-	3,196,495.30				
OCTOBER																														
Notice of Cash Allocati																														
MDS Checks Is		31,200.00			31,200.00												31,200.00					-	31,200.00		-	-	31,200.00			
Advice to Debit Account	2,361,033.58	356,768.23			2,717,801.81												2,717,801.81					2,361,033.58	356,768.23	-	-	2,717,801.81				
Tax Remittance Advices Issued	194,007.33	46,814.75			240,822.08												240,822.08					194,007.33	46,814.75	-	-	240,822.08				
Cash Disbursement Ceiling																														
Non-Cash Availment Authority																														
Others (CDT, Docs Stamp, etc.)																														
TOTAL	2,555,040.91	434,782.98	-	-	2,989,823.89	-	-	-	-	-	-	-	-	-	-	-	2,989,823.89	-	-	-	-	2,555,040.91	434,782.98	-	-	2,989,823.89				
NOVEMBER																														
Notice of Cash Allocati																														
MDS Checks Is	814,760.20	217,668.22			1,032,428.42												1,032,428.42					814,760.20	217,668.22	-	-	1,032,428.42				
Advice to Debit Account	3,018,386.86	399,533.03			3,417,919.89												3,417,919.89					3,018,386.86	399,533.03	-	-	3,417,919.89				
Tax Remittance Advices Issued	226,236.93	19,559.52			245,796.45												245,796.45					226,236.93	19,559.52	-	-	245,796.45				
Cash Disbursement Ceiling																														
Non-Cash Availment Authority																														
Others (CDT, Docs Stamp, etc.)																														
TOTAL	4,059,383.99	636,760.77	-	-	4,696,144.76	-	-	-	-	-	-	-	-	-	-	-	4,696,144.76	-	-	-	-	4,059,383.99	636,760.77	-	-	4,696,144.76				
GRAND TOTAL	27,908,086.28	7,034,116.48	-	-	34,942,202.76	339,115.34	1,741,489.15	-	5,278,074.48	7,354,985.83	-	-	-	-	-	-	7,354,985.83	42,297,188.59	-	-	-	28,247,201.62	8,775,605.63	-	-	5,278,074.48	42,300,881.73			

SUMMARY:


	Previous Reports (Jan - October)	This month November	As of Date (Jan - November)
Total Disbursement Authorities Received			
NCA	35,378,107.04	4,612,166.00	39,990,273.04
Working Fund			
TRA	2,292,329.10	245,796.45	2,538,125.55
CDC			
NCAA			
Others (CDT, BT, Docs Stamp, etc.)			
Less: Notice of Transfer Allocations (NTA)* issued			
Total Disbursements Authorities Available	23,530,443.04	4,612,166.00	39,990,273.04
Less: Lapsed NCA	-	-	-
Disbursements *	35,291,705.48	4,450,348.31	39,742,053.79
Balance of Disbursements Authorities as of date	86,401.56	161,817.69	248,219.25

	Previous Report	This month (November)	As of Date
Total Disbursements Program	26,834,000.00	3,086,000.00	29,920,000.00
Less: * Actual Disbursements	85,291,705.48	4,450,348.31	39,742,053.79
(Over)/Under spending	(8,457,705.48)	(1,364,348.31)	(9,822,053.79)

Remarks: Includes release for payment of PEI and release from reverted cash from 2014
Other variance was due from hiring salaries paid to newly appointed employees
November variance came from disbursements paid using NTCAs of SAAs received

Notes: The use of NTAs is discouraged
* Amounts should tally

Certified Correct:


HESEL ANNE C. EUGENIO, CPA
Accountant II
Date:

Approved By:


MARILOU T. NERY, MD, MPH, DPPS
CHIEF OF HOSPITAL II
Date:

(e.g. Old Fund Code: 101,102, 151)

Page 1 of 2

MONTHLY REPORT OF DISBURSEMENTS
As of October 2015

Department : HEALTH
Agency : SAN LORENZO RUIZ WOMEN'S HOSPITAL
Operating Unit :
Organization Code (UACS) : 13 001 14 00015
Funding Source Code (as clustered): 101101
(e.g. Old Fund Code: 101,102, 151)


PARTICULARS	CURRENT YEAR BUDGET					PRIOR YEAR'S BUDGET												SUB-TOTAL	TRUST LIABILITIES				GRAND TOTAL					Remarks
	PS	MOOE	Fin. Exp	CO	TOTAL	PRIOR YEAR'S ACCOUNTS PAYABLE					CURRENT YEAR'S ACCOUNTS PAYABLE					PS	MOOE		CO	TOTAL	PS	MOOE	Fin. Exp	CO	TOTAL			
						PS	MOOE	Fin. Exp	CO	Sub-Total	PS	MOOE	Fin. Exp	CO	Sub-Total											TOTAL		
1	2	3	4	5	6=(2+ 3+4+5)	7	8	9	10	11=(7+ 8+9+10)	12	13	14	15	16=(12+ 13+14+15)	17=(11+16)	18=(6+17)	19	20	21	22=(19+ 20+21)	23	24	25	26	27=(23+24+25+26)	28	
AUGUST																												
Notice of Cash Allocator																												
MDS Checks Issu	1,599,100.33	139,786.72			1,738,887.05					-						-	1,738,887.05					1,599,100.33	139,786.72	-	-	1,738,887.05		
Advice to Debit Account	3,208.98	984,482.65			987,691.63					-						-	987,691.63					3,208.98	984,482.65	-	-	987,691.63		
Tax Remittance Advices Issued	147,197.08	534,757.48			681,954.56					-						-	681,954.56					147,197.08	534,757.48			681,954.56		
Cash Disbursement Ceiling																												
Non-Cash Availment Authority																												
Others (CDT, Docs Stamp, etc.)																												
TOTAL	1,749,506.39	1,659,026.85	-	-	3,408,533.24	-	-	-	-	-	-	-	-	-	-	-	3,408,533.24	-	-	-	-	1,749,506.39	1,659,026.85	-	-	3,408,533.24		
SEPTEMBER																												
Notice of Cash Allocator																												
MDS Checks Issu	474,734.36	22,576.13			497,310.49					-						-	497,310.49					474,734.36	22,576.13	-	-	497,310.49		
Advice to Debit Account	2,267,975.45	232,779.76			2,500,755.21					-						-	2,500,755.21					2,267,975.45	232,779.76	-	-	2,500,755.21		
Tax Remittance Advices Issued	140,462.26	57,967.34			198,429.60					-						-	198,429.60					140,462.26	57,967.34			198,429.60		
Cash Disbursement Ceiling																												
Non-Cash Availment Authority																												
Others (CDT, Docs Stamp, etc.)																												
TOTAL	2,883,172.07	313,323.23	-	-	3,196,495.30	-	-	-	-	-	-	-	-	-	-	-	3,196,495.30	-	-	-	-	2,883,172.07	313,323.23	-	-	3,196,495.30		
OCTOBER																												
Notice of Cash Allocator																												
MDS Checks Issu		31,200.00			31,200.00					-						-	31,200.00					-	31,200.00	-	-	31,200.00		
Advice to Debit Account	2,361,033.58	356,768.23			2,717,801.81					-						-	2,717,801.81					2,361,033.58	356,768.23	-	-	2,717,801.81		
Tax Remittance Advices Issued	194,007.33	46,814.75			240,822.08					-						-	240,822.08					194,007.33	46,814.75			240,822.08		
Cash Disbursement Ceiling																												
Non-Cash Availment Authority																												
Others (CDT, Docs Stamp, etc.)																												
TOTAL	2,555,040.91	434,782.98	-	-	2,989,823.89	-	-	-	-	-	-	-	-	-	-	-	2,989,823.89	-	-	-	-	2,555,040.91	434,782.98	-	-	2,989,823.89		
GRAND TOTAL	23,848,702.29	6,397,355.71	-	-	30,246,058.00	339,115.34	1,741,489.15	-	5,278,074.48	7,354,985.83	-	-	-	-	-	7,354,985.83	37,601,043.83	-	-	-	-	24,187,817.63	8,138,844.86	-	5,278,074.48	37,604,736.97		

SUMMARY:


	Previous Reports (Jan - September)	This month October	As of Date (Jan - October)		Previous Report.	This month (October)	As of Date
Total Disbursement Authorities Received				Total Disbursements Program	24,484,166.00	2,349,834.00	26,834,000.00
NCA	32,559,941.04	2,818,166.00	35,378,107.04	Less: * Actual Disbursements	32,542,703.67	2,749,001.81	35,291,705.48
Working Fund				(Over)/Under spending	(8,058,537.67)	(399,167.81)	(8,457,705.48)
TRA	2,051,507.02	240,822.08	2,292,329.10				
CDC							
NCAA							
Others (CDT, BTr Docs Stamp, etc.)				Remarks:	Includes release for payment of PEI and release from reverted cash from 2014 Other variance was due from hiring salaries paid to newly appointed employees		
Less: Notice of Transfer Allocations (NTA)* issued							
Total Disbursements Authorities Available	23,530,443.04	2,818,166.00	35,378,107.04				
Less: Lapsed NCA	-	-	-				
Disbursements *	32,542,703.67	2,749,001.81	35,291,705.48				
Balance of Disbursements Authorities as of to date	17,237.37	69,164.19	86,401.56				

Notes: The use of NTA is discouraged
* Amounts should tally

Certified Correct:


HESSEL ANNE C. EUGENIO, CPA
Accountant II
Date:

Approved By:


MARILOU T. NERY, MD, MPH, DPPS
CHIEF OF HOSPITAL II
Date:

MONTHLY REPORT OF DISBURSEMENTS
As of September 2015

Department : HEALTH
Agency : SAN LORENZO RUIZ WOMEN'S HOSPITAL
Operating Unit :
Organization Code (UACS) : 13 001 14 00015
Funding Source Code (as clustered): 101101
(e.g. Old Fund Code: 101,102, 151)

PARTICULARS	CURRENT YEAR BUDGET					PRIOR YEAR'S ACCOUNTS PAYABLE					CURRENT YEAR'S ACCOUNTS PAYABLE					TOTAL	SUB-TOTAL	TRUST LIABILITIES				GRAND TOTAL					Remarks
	PS	MOOE	Fin. Exp	CO	TOTAL	PS	MOOE	Fin. Exp	CO	Sub-Total	PS	MOOE	Fin. Exp	CO	Sub-Total			PS	MOOE	CO	TOTAL	PS	MOOE	Fin. Exp	CO	TOTAL	
1	2	3	4	5	6=(2+ 3+4+5)	7	8	9	10	11=(7+ 8+9+10)	12	13	14	15	16=(12+ 13+14+15)	17=(11+16)	18=(6+17)	19	20	21	22=(19+ 20+21)	23	24	25	26	27=(23+24+25+26)	28
JANUARY																											
Notice of Cash Allocation (NCA)																						-	-	-	-	-	-
MDS Checks Issued	1,354,415.00	518,425.21			1,872,840.21	188,532.95	39,193.03			227,725.98						227,725.98	2,100,566.19					1,542,947.95	557,618.24	-	-	2,100,566.19	
Advice to Debit Account	-	-			-					-						-	-					-	-	-	-	-	-
Working Fund (NCA issued to BTr)																						-	-	-	-	-	-
Tax Remittance Advices Issued (TRA)	149,337.92	26,396.01			175,733.93		15,383.19			15,383.19						15,383.19	191,117.12					149,337.92	41,779.20	-	-	191,117.12	
Cash Disbursement Ceiling (CDC)																						-	-	-	-	-	-
Non-Cash Availment Authority (NCAA)																						-	-	-	-	-	-
Others (CDT, BTr Docs Stamp, etc.)																						-	-	-	-	-	-
TOTAL	1,503,752.92	544,821.22	-	-	2,048,574.14	188,532.95	54,576.22	-	-	243,109.17	-	-	-	-	-	243,109.17	2,291,683.31	-	-	-	-	1,692,285.87	599,397.44	-	-	2,291,683.31	
FEBRUARY																											
Notice of Cash Allocator																											
MDS Checks Issu	1,649,038.48	683,326.61			2,332,365.09	15,570.00				15,570.00						15,570.00	2,347,935.09					1,664,608.48	683,326.61	-	-	2,347,935.09	
Advice to Debit Account	-	-			-	0				-						-	-					-	-	-	-	-	-
Tax Remittance Advices Issued	148,511.14	45,009.02			193,520.16												193,520.16					148,511.14	45,009.02	-	-	193,520.16	
Cash Disbursement Ceiling																						-	-	-	-	-	-
Non-Cash Availment Authority																						-	-	-	-	-	-
Others (CDT, Docs Stamp, etc.)																						-	-	-	-	-	-
TOTAL	1,797,549.62	728,335.63	-	-	2,525,885.25	15,570.00	-	-	-	15,570.00	-	-	-	-	-	15,570.00	2,541,455.25	-	-	-	-	1,813,119.62	728,335.63	-	-	2,541,455.25	
MARCH																											
Notice of Cash Allocator																											
MDS Checks Issu	2,014,646.94	438,625.47			2,453,272.41					-						-	2,453,272.41					2,014,646.94	438,625.47	-	-	2,453,272.41	
Advice to Debit Account																											
Tax Remittance Advices Issued	158747.96	16980.21			175,728.17		133.76			133.76						133.76	175,861.93					158,747.96	17,113.97	-	-	175,861.93	
Cash Disbursement Ceiling																											
Non-Cash Availment Authority																											
Others (CDT, Docs Stamp, etc.)																											
TOTAL	2,173,394.90	455,605.68	-	-	2,629,000.58	-	133.76	-	-	133.76	-	-	-	-	-	133.76	2,629,134.34	-	-	-	-	2,173,394.90	455,739.44	-	-	2,629,134.34	
APRIL																											
Notice of Cash Allocator																											
MDS Checks Issu	1,697,959.78	232,055.38			1,930,015.16					-						-	1,930,015.16					1,697,959.78	232,055.38	-	-	1,930,015.16	
Advice to Debit Account		173,922.50			173,922.50		3,693.14										173,922.50					-	177,615.64	-	-	177,615.64	
Tax Remittance Advices Issued	158,747.96				158,747.96												158,747.96					158,747.96	-	-	-	158,747.96	
Cash Disbursement Ceiling																											
Non-Cash Availment Authority																											
Others (CDT, Docs Stamp, etc.)																											
TOTAL	1,856,707.74	405,977.88	-	-	2,262,685.62	-	3,693.14	-	-	-	-	-	-	-	-	-	2,262,685.62	-	-	-	-	1,856,707.74	409,671.02	-	-	2,266,378.76	
MAY																											
Notice of Cash Allocator																											
MDS Checks Issu	2,392,529.85	287,702.24			2,680,232.09					-						-	2,680,232.09					2,392,529.85	287,702.24	-	-	2,680,232.09	
Advice to Debit Account		350,172.50			350,172.50		956,141.82		8,950.28	965,092.10						965,092.10	1,315,264.60					-	1,306,314.32	-	8,950.28	1,315,264.60	
Tax Remittance Advices Issued																											
Cash Disbursement Ceiling																											
Non-Cash Availment Authority																											
Others (CDT, Docs Stamp, etc.)																											
TOTAL	2,392,529.85	637,874.74	-	-	3,030,404.59	-	956,141.82	-	8,950.28	965,092.10	-	-	-	-	-	965,092.10	3,995,496.69	-	-	-	-	2,392,529.85	1,594,016.56	-	-	3,995,496.69	
JUNE																											
Notice of Cash Allocator																											
MDS Checks Issu	3,553,506.41	147,550.50			3,701,056.91	135,012.39				135,012.39						135,012.39	3,836,069.30					3,688,518.80	147,550.50	-	-	3,836,069.30	
Advice to Debit Account		742,855.39			742,855.39		660,615.23		5,269,124.20	5,929,739.43						5,929,739.43	6,672,594.82					-	1,403,470.62	-	5,269,124.20	6,672,594.82	
Tax Remittance Advices Issued	143,930.16	26,917.72			170,847.88		54,939.96			54,939.96						54,939.96	225,787.84					143,930.16	81,857.68	-	-	225,787.84	
Cash Disbursement Ceiling																											
Non-Cash Availment Authority																											
Others (CDT, Docs Stamp, etc.)																											
TOTAL	3,697,436.57	917,323.61	-	-	4,614,760.18	135,012.39	715,555.19	-	5,269,124.20	6,119,691.78	-	-	-	-	-	6,119,691.78	10,734,451.96	-	-	-	-	3,832,448.96	1,632,878.80	-	5,269,124.20	10,734,451.96	
JULY																											
Notice of Cash Allocator																											
MDS Checks Issu	1,662,656.92	282,501.05			1,945,157.97					-						-	1,945,157.97					1,662,656.92	282,501.05	-	-	1,945,157.97	
Advice to Debit Account	1,359,336.02				1,359,336.02												1,359,336.02					1,359,336.02	-	-	-	1,359,336.02	
Tax Remittance Advices Issued	217,618.38	17,782.84			235,401.22		11,389.02			11,389.02						11,389.02	246,790.24					217,618.38	29,171.86	-	-	246,790.24	
Cash Disbursement Ceiling																											

MONTHLY REPORT OF DISBURSEMENTS
As of September 2015

Department : HEALTH
Agency : SAN LORENZO RUIZ WOMEN'S HOSPITAL
Operating Unit :
Organization Code (UACS) : 13 001 14 00015
Funding Source Code (as clustered): 101101
(e.g. Old Fund Code: 101,102, 151)


PARTICULARS	CURRENT YEAR BUDGET					PRIOR YEAR'S BUDGET										SUB-TOTAL	TRUST LIABILITIES				GRAND TOTAL					Remarks	
	PS	MOOE	Fin. Exp	CO	TOTAL	PRIOR YEAR'S ACCOUNTS PAYABLE					CURRENT YEAR'S ACCOUNTS PAYABLE						TOTAL	PS	MOOE	CO	TOTAL	PS	MOOE	Fin. Exp	CO		TOTAL
						PS	MOOE	Fin. Exp	CO	Sub-Total	PS	MOOE	Fin. Exp	CO	Sub-Total												
1	2	3	4	5	6=(2+ 3+4+5)	7	8	9	10	11=(7+ 8+9+10)	12	13	14	15	16=(12+ 13+14+15)	17=(11+16)	18=(6+17)	19	20	21	22=(19+ 20+21)	23	24	25	26	27=(23+24+25+26)	28
AUGUST																											
Notice of Cash Allocator																											
MDS Checks Issu	1,599,100.33	139,786.72			1,738,887.05					-						-	1,738,887.05					1,599,100.33	139,786.72	-	-	1,738,887.05	
Advice to Debit Account	3,208.98	984,482.65			987,691.63					-						-	987,691.63					3,208.98	984,482.65	-	-	987,691.63	
Tax Remittance Advices Issued	147,197.08	534,757.48			681,954.56					-						-	681,954.56					147,197.08	534,757.48			681,954.56	
Cash Disbursement Ceiling																											
Non-Cash Availment Authority																											
Others (CDT, Docs Stamp, etc.)																											
TOTAL	1,749,506.39	1,659,026.85	-	-	3,408,533.24	-	-	-	-	-	-	-	-	-	-	-	3,408,533.24	-	-	-	-	1,749,506.39	1,659,026.85	-	-	3,408,533.24	
SEPTEMBER																											
Notice of Cash Allocator																											
MDS Checks Issu	474,734.36	22,576.13			497,310.49					-						-	497,310.49					474,734.36	22,576.13	-	-	497,310.49	
Advice to Debit Account	2,267,975.45	232,779.76			2,500,755.21					-						-	2,500,755.21					2,267,975.45	232,779.76	-	-	2,500,755.21	
Tax Remittance Advices Issued	140,462.26	57,967.34			198,429.60					-						-	198,429.60					140,462.26	57,967.34			198,429.60	
Cash Disbursement Ceiling																											
Non-Cash Availment Authority																											
Others (CDT, Docs Stamp, etc.)																											
TOTAL	2,883,172.07	313,323.23	-	-	3,196,495.30	-	-	-	-	-	-	-	-	-	-	-	3,196,495.30	-	-	-	-	2,883,172.07	313,323.23	-	-	3,196,495.30	
GRAND TOTAL	21,293,661.38	5,962,572.73	-	-	27,256,234.11	339,115.34	1,741,489.15	-	5,278,074.48	7,354,985.83	-	-	-	-	-	7,354,985.83	34,611,219.94	-	-	-	-	21,632,776.72	7,704,061.88	-	5,278,074.48	34,614,913.08	

SUMMARY:

	Previous Reports (Jan - August)	This month September	As of Date (Jan - September)	Previous Report	This month (September)	As of Date
Total Disbursement Authorities Received				21,791,000.00	2,693,166.00	24,484,166.00
NCA	29,866,775.04	2,693,166.00	32,559,941.04			
Working Fund				29,544,637.97	2,998,065.70	32,542,703.67
TRA	1,852,777.42	198,729.60	2,051,507.02	(7,753,637.97)	(304,899.70)	(8,058,537.67)
CDC						
NCAA						
Others (CDT, BTr Docs Stamp, etc.)						
Less: Notice of Transfer Allocations (NTA)* issued						
Total Disbursements Authorities Available	23,530,443.04	2,693,166.00	32,559,941.04			
Less: Lapsed NCA	-	-	-			
Disbursements *	29,544,637.97	2,998,065.70	32,542,703.67			
Balance of Disbursements Authorities as of to date	322,137.07	(304,899.70)	17,237.37			

Notes: The use of NTA is discouraged
* Amounts should tally

Certified Correct:


HESSEL ANNE C. EUGENIO, CPA
Accountant II
Date:

Approved By:


MARILOU T. NERY, MD, MPH, DPPS
CHIEF OF HOSPITAL II
Date:

Remarks: Includes release for payment of PEI and release from reverted cash from 2014
Other variance was due from hiring salaries paid to newly appointed employees

MONTHLY REPORT OF DISBURSEMENTS
For the month of August 2015

Department : HEALTH
Agency : SAN LORENZO RUIZ WOMEN'S HOSPITAL
Operating Unit :
Organization Code (UACS) : 13 001 14 00015
Funding Source Code (as clustered): 101101
(e.g. Old Fund Code: 101,102, 151)

PARTICULARS	CURRENT YEAR BUDGET					PRIOR YEAR'S BUDGET										SUB-TOTAL	TRUST LIABILITIES				GRAND TOTAL					Remarks	
	PS	MOOE	Fin. Exp	CO	TOTAL	PRIOR YEAR'S ACCOUNTS PAYABLE					CURRENT YEAR'S ACCOUNTS PAYABLE						TOTAL	PS	MOOE	CO	TOTAL	PS	MOOE	Fin. Exp	CO		TOTAL
						PS	MOOE	Fin. Exp	CO	Sub-Total	PS	MOOE	Fin. Exp	CO	Sub-Total												
1	2	3	4	5	6= (2+ 3+4+5)	7	8	9	10	11= (7+ 8+9+10)	12	13	14	15	16= (12+ 13+14+15)	17=(11+16)	18=(6+17)	19	20	21	22=(19+ 20+21)	23	24	25	26	27=(23+24+25+26)	28
JANUARY																											
Notice of Cash Allocation (NCA)																						-	-	-	-	-	
MDS Checks Issued	1,354,415.00	518,425.21			1,872,840.21	188,532.95	39,193.03			227,725.98						227,725.98	2,100,566.19					1,542,947.95	557,618.24	-	-	2,100,566.19	
Advice to Debit Account	-	-			-	-	-			-						-	-					-	-	-	-	-	
Working Fund (NCA issued to BTr)																						-	-	-	-	-	
Tax Remittance Advices Issued (TRA)	149,337.92	26,396.01			175,733.93		15,383.19			15,383.19						15,383.19	191,117.12					149,337.92	41,779.20	-	-	191,117.12	
Cash Disbursement Ceiling (CDC)																						-	-	-	-	-	
Non-Cash Availment Authority (NCAA)																						-	-	-	-	-	
Others (CDT, BTr Docs Stamp, etc.)																						-	-	-	-	-	
TOTAL	1,503,752.92	544,821.22	-	-	2,048,574.14	188,532.95	54,576.22	-	-	243,109.17	-	-	-	-	-	243,109.17	2,291,683.31	-	-	-	-	1,692,285.87	599,397.44	-	-	2,291,683.31	
FEBRUARY																											
Notice of Cash Allocation																											
MDS Checks Issue	1,649,038.48	683,326.61			2,332,365.09	15,570.00				15,570.00						15,570.00	2,347,935.09					1,664,608.48	683,326.61	-	-	2,347,935.09	
Advice to Debit Account	-	-			-	-	-			-						-	-					-	-	-	-	-	
Tax Remittance Advices Issued	148,511.14	45,009.02			193,520.16												193,520.16					148,511.14	45,009.02	-	-	193,520.16	
Cash Disbursement Ceiling																						-	-	-	-	-	
Non-Cash Availment Authority																						-	-	-	-	-	
Others (CDT, Docs Stamp, etc.)																						-	-	-	-	-	
TOTAL	1,797,549.62	728,335.63	-	-	2,525,885.25	15,570.00	-	-	-	15,570.00	-	-	-	-	-	15,570.00	2,541,455.25	-	-	-	-	1,813,119.62	728,335.63	-	-	2,541,455.25	
MARCH																											
Notice of Cash Allocation																											
MDS Checks Issue	2,014,646.94	438,625.47			2,453,272.41					-						-	2,453,272.41					2,014,646.94	438,625.47	-	-	2,453,272.41	
Advice to Debit Account																											
Tax Remittance Advices Issued	158747.96	16980.21			175,728.17		133.76			133.76						133.76	175,861.93					158,747.96	17,113.97	-	-	175,861.93	
Cash Disbursement Ceiling																											
Non-Cash Availment Authority																											
Others (CDT, Docs Stamp, etc.)																											
TOTAL	2,173,394.90	455,605.68	-	-	2,629,000.58	-	133.76	-	-	133.76	-	-	-	-	-	133.76	2,629,134.34	-	-	-	-	2,173,394.90	455,739.44	-	-	2,629,134.34	
APRIL																											
Notice of Cash Allocation																											
MDS Checks Issue	1,697,959.78	232,055.38			1,930,015.16					-						-	1,930,015.16					1,697,959.78	232,055.38	-	-	1,930,015.16	
Advice to Debit Account		173,922.50			173,922.50		3,693.14										173,922.50					-	177,615.64	-	-	177,615.64	
Tax Remittance Advices Issued	158,747.96				158,747.96												158,747.96					158,747.96	-	-	-	158,747.96	
Cash Disbursement Ceiling																											
Non-Cash Availment Authority																											
Others (CDT, Docs Stamp, etc.)																											
TOTAL	1,856,707.74	405,977.88	-	-	2,262,685.62	-	3,693.14	-	-	-	-	-	-	-	-	-	2,262,685.62	-	-	-	-	1,856,707.74	409,671.02	-	-	2,266,378.76	
MAY																											
Notice of Cash Allocation																											
MDS Checks Issue	2,392,529.85	287,702.24			2,680,232.09					-						-	2,680,232.09					2,392,529.85	287,702.24	-	-	2,680,232.09	
Advice to Debit Account		350,172.50			350,172.50		956,141.82		8,950.28	965,092.10						965,092.10	1,315,264.60					-	1,306,314.32	-	8,950.28	1,315,264.60	
Tax Remittance Advices Issued																											
Cash Disbursement Ceiling																											
Non-Cash Availment Authority																											
Others (CDT, Docs Stamp, etc.)																											
TOTAL	2,392,529.85	637,874.74	-	-	3,030,404.59	-	956,141.82	-	8,950.28	965,092.10	-	-	-	-	-	965,092.10	3,995,496.69	-	-	-	-	2,392,529.85	1,594,016.56	-	8,950.28	3,995,496.69	
JUNE																											
Notice of Cash Allocation																											
MDS Checks Issue	3,553,506.41	147,550.50			3,701,056.91	135,012.39				135,012.39						135,012.39	3,836,069.30					3,688,518.80	147,550.50	-	-	3,836,069.30	
Advice to Debit Account		742,855.39			742,855.39		660,615.23		5,269,124.20	5,929,739.43						5,929,739.43	6,672,594.82					-	1,403,470.62	-	5,269,124.20	6,672,594.82	
Tax Remittance Advices Issued	143,930.16	26,917.72			170,847.88		54,939.96			54,939.96						54,939.96	225,787.84					143,930.16	81,857.68	-	-	225,787.84	
Cash Disbursement Ceiling																											
Non-Cash Availment Authority																											
Others (CDT, Docs Stamp, etc.)																											
TOTAL	3,697,436.57	917,323.61	-	-	4,614,760.18	135,012.39	715,555.19	-	5,269,124.20	6,119,691.78	-	-	-	-	-	6,119,691.78	10,734,451.96	-	-	-	-	3,832,448.96	1,632,878.80	-	5,269,124.20	10,734,451.96	
JULY																											
Notice of Cash Allocation																											
MDS Checks Issue	1,662,656.92	282,501.05			1,945,157.97					-						-	1,945,157.97					1,662,656.92	282,501.05	-	-	1,945,157.97	
Advice to Debit Account	1,359,336.02				1,359,336.02					-						-	1,359,336.02					1,359,336.02	-	-	-	1,359,336.02	
Tax Remittance Advices Issued	217,618.38	17,782.84			235,401.22		11,389.02			11,389.02						11,389.02	246,790.24					217,618.38	29,171.86	-	-	246,790.24	
Cash Disbursement Ceiling																											
Non-Cash Availment Authority																											
Others (CDT, Docs Stamp, etc.)																											
TOTAL	3,239,611.32	300,283.89	-	-	3,539,895.21	-	11,389.02	-	-	11,389.02	-	-	-	-	-	11,389.02	3,551,284.23	-	-	-	-	3,239,611.32	311,672.91	-	-	3,551,284.23	

MONTHLY REPORT OF DISBURSEMENTS
For the month of August 2015

Department : HEALTH
Agency : SAN LORENZO RUIZ WOMEN'S HOSPITAL
Operating Unit :
Organization Code (UACS) : 13 001 14 00015
Funding Source Code (as clustered): 101101
(e.g. Old Fund Code: 101,102, 151)


PARTICULARS	CURRENT YEAR BUDGET					PRIOR YEAR'S BUDGET										SUB-TOTAL	TRUST LIABILITIES				GRAND TOTAL					Remarks	
	PS	MOOE	Fin. Exp	CO	TOTAL	PRIOR YEAR'S ACCOUNTS PAYABLE					CURRENT YEAR'S ACCOUNTS PAYABLE						TOTAL	PS	MOOE	CO	TOTAL	PS	MOOE	Fin. Exp	CO		TOTAL
						PS	MOOE	Fin. Exp	CO	Sub-Total	PS	MOOE	Fin. Exp	CO	Sub-Total												
1	2	3	4	5	6=(2+ 3+4+5)	7	8	9	10	11=(7+ 8+9+10)	12	13	14	15	16=(12+ 13+14+15)	17=(11+16)	18=(6+17)	19	20	21	22=(19+ 20+21)	23	24	25	26	27=(23+24+25+26)	28
AUGUST																											
Notice of Cash Allocation																											
MDS Checks Issue	1,599,100.33	139,786.72			1,738,887.05					-						-	1,738,887.05					1,599,100.33	139,786.72	-	-	1,738,887.05	
Advice to Debit Account	3,208.98	984,482.65			987,691.63					-						-	987,691.63					3,208.98	984,482.65	-	-	987,691.63	
Tax Remittance Advices Issued	147,197.08	534,757.48			681,954.56					-						-	681,954.56					147,197.08	534,757.48			681,954.56	
Cash Disbursement Ceiling																											
Non-Cash Availment Authority																											
Others (CDT, Docs Stamp, etc.)																											
TOTAL	1,749,506.39	1,659,026.85	-	-	3,408,533.24	-	-	-	-	-	-	-	-	-	-	-	3,408,533.24	-	-	-	-	1,749,506.39	1,659,026.85	-	-	3,408,533.24	
GRAND TOTAL	18,410,489.31	5,649,249.50	-	-	24,059,738.81	339,115.34	1,741,489.15	-	5,278,074.48	7,354,985.83	-	-	-	-	-	7,354,985.83	31,414,724.64	-	-	-	-	18,749,604.65	7,390,738.65	-	5,278,074.48	31,418,417.78	

SUMMARY:


	Previous Reports (Jan - July)	This month August	As of Date (Jan - August)		Previous Report	This month (August)	As of Date
Total Disbursement Authorities Received				Total Disbursements Program	19,032,000.00	2,759,000.00	21,791,000.00
NCA	27,173,609.04	2,693,166.00	29,866,775.04	Less: * Actual Disbursements	26,818,059.29	2,726,578.68	29,544,637.97
Working Fund				(Over)/Under spending	(8,190,565.30)	32,421.32	(7,753,637.97)
TRA	1,170,822.86	681,954.56	1,852,777.42				
CDC							
NCAA							
Others (CDT, BTr Docs Stamp, etc.)							
Less: Notice of Transfer Allocations (NTA)* issued							
Total Disbursements Authorities Available	23,530,443.04	2,693,166.00	29,866,775.04				
Less: Lapsed NCA							
Disbursements *	26,818,059.29	2,726,578.68	29,544,637.97				
Balance of Disbursements Authorities as of to date	16,877.74	(33,412.68)	322,137.07				

Notes: The use of NTA is discouraged
* Amounts should tally

Certified Correct:


IMELDA O. AGUSTIN, CPA, MMPA
AGU: Office of the Administrative Officer
Date:

Approved By:


MARILOU T. NERY, MD
CHIEF OF HOSPITAL II
Date:

Remarks: Includes release for payment of PEI and release from reverted cash from 2014

MONTHLY REPORT OF DISBURSEMENTS
For the month of July 2015

Department : HEALTH
Agency : SAN LORENZO RUIZ WOMEN'S HOSPITAL
Operating Unit :
Organization Code (UACS) : 13 001 14 00015
Funding Source Code (as clustered): 101101
(e.g. Old Fund Code: 101,102, 151)

PARTICULARS	CURRENT YEAR BUDGET					PRIOR YEAR'S BUDGET										SUB-TOTAL	TRUST LIABILITIES				GRAND TOTAL					Remarks	
	PS	MOOE	Fin. Exp	CO	TOTAL	PRIOR YEAR'S ACCOUNTS PAYABLE					CURRENT YEAR'S ACCOUNTS PAYABLE						TOTAL	PS	MOOE	CO	TOTAL	PS	MOOE	Fin. Exp	CO		TOTAL
						PS	MOOE	Fin. Exp	CO	Sub-Total	PS	MOOE	Fin. Exp	CO	Sub-Total												
1	2	3	4	5	6=(2+ 3+4+5)	7	8	9	10	11=(7+ 8+9+10)	12	13	14	15	16=(12+ 13+14+15)	17=(11+16)	18=(6+17)	19	20	21	22=(19+ 20+21)	23	24	25	26	27=(23+24+25+26)	28
JANUARY																											
Notice of Cash Allocation (NCA)																						-	-	-	-	-	-
MDS Checks Issued	1,354,415.00	518,425.21			1,872,840.21	188,532.95	39,193.03			227,725.98						227,725.98	2,100,566.19					1,542,947.95	557,618.24			2,100,566.19	
Advice to Debit Account	-	-			-					-						-	-					-	-	-	-	-	-
Working Fund (NCA issued to BTr)																						-	-	-	-	-	-
Tax Remittance Advices Issued (TRA)	149,337.92	26,396.01			175,733.93		15,383.19			15,383.19						15,383.19	191,117.12					149,337.92	41,779.20			191,117.12	
Cash Disbursement Ceiling (CDC)																						-	-	-	-	-	-
Non-Cash Availment Authority (NCAA)																						-	-	-	-	-	-
Others (CDT, BTr Docs Stamp, etc.)																						-	-	-	-	-	-
TOTAL	1,503,752.92	544,821.22	-	-	2,048,574.14	188,532.95	54,576.22	-	-	243,109.17	-	-	-	-	-	243,109.17	2,291,683.31	-	-	-	-	1,692,285.87	599,397.44	-	-	2,291,683.31	
FEBRUARY																											
Notice of Cash Allocator																											
MDS Checks Issu	1,649,038.48	683,326.61			2,332,365.09	15,570.00				15,570.00						15,570.00	2,347,935.09					1,664,608.48	683,326.61	-	-	2,347,935.09	
Advice to Debit Account	-	-			-					-						-	-					-	-	-	-	-	-
Tax Remittance Advices Issued	148,511.14	45,009.02			193,520.16												193,520.16					148,511.14	45,009.02			193,520.16	
Cash Disbursement Ceiling																						-	-	-	-	-	-
Non-Cash Availment Authority																						-	-	-	-	-	-
Others (CDT, Docs Stamp, etc.)																						-	-	-	-	-	-
TOTAL	1,797,549.62	728,335.63	-	-	2,525,885.25	15,570.00	-	-	-	15,570.00	-	-	-	-	-	15,570.00	2,541,455.25	-	-	-	-	1,813,119.62	728,335.63	-	-	2,541,455.25	
MARCH																											
Notice of Cash Allocator																											
MDS Checks Issu	2,014,646.94	438,625.47			2,453,272.41					-						-	2,453,272.41					2,014,646.94	438,625.47	-	-	2,453,272.41	
Advice to Debit Account																											
Tax Remittance Advices Issued	158747.96	16980.21			175,728.17		133.76			133.76						133.76	175,861.93					158,747.96	17,113.97			175,861.93	
Cash Disbursement Ceiling																											
Non-Cash Availment Authority																											
Others (CDT, Docs Stamp, etc.)																											
TOTAL	2,173,394.90	455,605.68	-	-	2,629,000.58	-	133.76	-	-	133.76	-	-	-	-	-	133.76	2,629,134.34	-	-	-	-	2,173,394.90	455,739.44	-	-	2,629,134.34	
APRIL																											
Notice of Cash Allocator																											
MDS Checks Issu	1,697,959.78	232,055.38			1,930,015.16					-						-	1,930,015.16					1,697,959.78	232,055.38	-	-	1,930,015.16	
Advice to Debit Account		173,922.50			173,922.50		3,693.14										173,922.50					-	177,615.64	-	-	177,615.64	
Tax Remittance Advices Issued	158,747.96				158,747.96												158,747.96					158,747.96				158,747.96	
Cash Disbursement Ceiling																											
Non-Cash Availment Authority																											
Others (CDT, Docs Stamp, etc.)																											
TOTAL	1,856,707.74	405,977.88	-	-	2,262,685.62	-	3,693.14	-	-	-	-	-	-	-	-	-	2,262,685.62	-	-	-	-	1,856,707.74	409,671.02	-	-	2,266,378.76	
MAY																											
Notice of Cash Allocator																											
MDS Checks Issu	2,392,529.85	287,702.24			2,680,232.09					-						-	2,680,232.09					2,392,529.85	287,702.24	-	-	2,680,232.09	
Advice to Debit Account		350,172.50			350,172.50		956,141.82		8,950.28	965,092.10						965,092.10	1,315,264.60					-	1,306,314.32	-	8,950.28	1,315,264.60	
Tax Remittance Advices Issued																											
Cash Disbursement Ceiling																											
Non-Cash Availment Authority																											
Others (CDT, Docs Stamp, etc.)																											
TOTAL	2,392,529.85	637,874.74	-	-	3,030,404.59	-	956,141.82	-	8,950.28	965,092.10	-	-	-	-	-	965,092.10	3,995,496.69	-	-	-	-	2,392,529.85	1,594,016.56	-	8,950.28	3,995,496.69	
JUNE																											
Notice of Cash Allocator																											
MDS Checks Issu	3,553,506.41	147,550.50			3,701,056.91	135,012.39				135,012.39						135,012.39	3,836,069.30					3,688,518.80	147,550.50	-	-	3,836,069.30	
Advice to Debit Account		742,855.39			742,855.39		660,615.23		5,269,124.20	5,929,739.43						5,929,739.43	6,672,594.82					-	1,403,470.62	-	5,269,124.20	6,672,594.82	
Tax Remittance Advices Issued	143,930.16	26,917.72			170,847.88		54,939.96			54,939.96						54,939.96	225,787.84					143,930.16	81,857.68			225,787.84	
Cash Disbursement Ceiling																											
Non-Cash Availment Authority																											
Others (CDT, Docs Stamp, etc.)																											
TOTAL	3,697,436.57	917,323.61	-	-	4,614,760.18	135,012.39	715,555.19	-	5,269,124.20	6,119,691.78	-	-	-	-	-	6,119,691.78	10,734,451.96	-	-	-	-	3,832,448.96	1,632,878.80	-	5,269,124.20	10,734,451.96	

MONTHLY REPORT OF DISBURSEMENTS
For the month of July 2015

Department : HEALTH
Agency : SAN LORENZO RUIZ WOMEN'S HOSPITAL
Operating Unit :
Organization Code (UACS) : 13 001 14 00015
Funding Source Code (as clustered): 101101
(e.g. Old Fund Code: 101,102, 151)

PARTICULARS	CURRENT YEAR BUDGET					PRIOR YEAR'S BUDGET										SUB-TOTAL	TRUST LIABILITIES				GRAND TOTAL					Remarks	
	PS	MOOE	Fin. Exp	CO	TOTAL	PRIOR YEAR'S ACCOUNTS PAYABLE				Sub-Total	CURRENT YEAR'S ACCOUNTS PAYABLE						TOTAL	PS	MOOE	CO	TOTAL	PS	MOOE	Fin. Exp	CO		TOTAL
						PS	MOOE	Fin. Exp	CO		PS	MOOE	Fin. Exp	CO													
1	2	3	4	5	6=(2+ 3+4+5)	7	8	9	10	11=(7+ 8+9+10)	12	13	14	15	16=(12+ 13+14+15)	17=(11+16)	18=(6+17)	19	20	21	22=(19+ 20+21)	23	24	25	26	27=(23+24+25+26)	28
JULY Notice of Cash Allocator MDS Checks Issu Advice to Debit Account Tax Remittance Advices Issued Cash Disbursement Ceiling Non-Cash Availment Authority Others (CDT, Docs Stamp, etc.) TOTAL	1,662,656.92	282,501.05			1,945,157.97					-						-	1,945,157.97					1,662,656.92	282,501.05	-	-	-	1,945,157.97
	1,359,336.02				1,359,336.02					-						-	1,359,336.02					1,359,336.02	-	-	-	-	1,359,336.02
	217,618.38	17,782.84			235,401.22		11,389.02			11,389.02							246,790.24					217,618.38	29,171.86	-	-	-	246,790.24
	3,239,611.32	300,283.89	-	-	3,539,895.21	-	11,389.02	-	-	11,389.02	-	-	-	-	-	11,389.02	3,551,284.23	-	-	-	-	3,239,611.32	311,672.91	-	-	-	3,551,284.23
GRAND TOTAL	16,660,982.92	3,990,222.65	-	-	20,651,205.57	339,115.34	1,741,489.15	-	5,278,074.48	7,354,985.83	-	-	-	-	-	7,354,985.83	28,006,191.40	-	-	-	-	17,000,098.26	5,731,711.80	-	5,278,074.48	28,009,884.54	

SUMMARY:


	Previous Reports (Jan - June)	This month July	As of Date (Jan - July)
Total Disbursement Authorities Received			
NCA	23,530,443.04	3,643,166.00	27,173,609.04
Working Fund			
TRA	945,035.01	225,787.85	1,170,822.86
CDC			
NCAA			
Others (CDT, BTr Docs Stamp, etc.)			
Less: Notice of Transfer Allocations (NTA)* issued			
Total Disbursements Authorities Available	23,530,443.04	3,643,166.00	27,173,609.04
Less: Lapsed NCA			
Disbursements *	23,513,565.30	3,304,493.99	26,818,059.29
Balance of Disbursements Authorities as of to date	16,877.74	338,672.01	355,549.75

	Previous Report	This month (July)	As of Date
Total Disbursements Program	15,323,000.00	3,709,000.00	19,032,000.00
Less: * Actual Disbursements	23,513,565.30	3,304,493.99	26,818,059.29
(Over)/Under spending	(8,190,565.30)	404,506.01	(7,786,059.29)


Remarks: Includes release for payment of PEI and releases from reverted cash from 2014

Notes: The use of NTA is discouraged
* Amounts should tally

Certified Correct:


IMELDA C. AGUSTIN, CPA, MMPA
AO V- OFFICE OF THE ADMINISTRATIVE OFFICER
Date:

Approved By:


MARILOU T. NERY, MD, MPH, DPPS
CHIEF OF HOSPITAL II
Date:

MONTHLY REPORT OF DISBURSEMENTS
For the month of June 2015

Department : HEALTH
Agency : SAN LORENZO RUIZ WOMEN'S HOSPITAL
Operating Unit :
Organization Code (UACS) : 13 001 14 00015
Funding Source Code (as clustered): 101101
(e.g. Old Fund Code: 101,102, 151)

PARTICULARS	CURRENT YEAR BUDGET					PRIOR YEAR'S BUDGET										SUB-TOTAL	TRUST LIABILITIES				GRAND TOTAL					Remarks	
	PS	MOOE	Fin. Exp	CO	TOTAL	PRIOR YEAR'S ACCOUNTS PAYABLE					CURRENT YEAR'S ACCOUNTS PAYABLE						TOTAL	PS	MOOE	CO	TOTAL	PS	MOOE	Fin. Exp	CO		TOTAL
						PS	MOOE	Fin. Exp	CO	Sub-Total	PS	MOOE	Fin. Exp	CO	Sub-Total												
1	2	3	4	5	6= (2+ 3+4+5)	7	8	9	10	11= (7+ 8+9+10)	12	13	14	15	16= (12+ 13+14+15)	17=(11+16)	18=(6+17)	19	20	21	22=(19+ 20+21)	23	24	25	26	27=(23+24+25+26)	28
JANUARY																											
Notice of Cash Allocation (NCA)																						-	-	-	-	-	-
MDS Checks Issued	1,354,415.00	518,425.21			1,872,840.21	188,532.95	39,193.03			227,725.98						227,725.98	2,100,566.19					1,542,947.95	557,618.24			2,100,566.19	
Advice to Debit Account	-	-			-					-						-	-					-	-			-	
Working Fund (NCA issued to BTr)																											
Tax Remittance Advices Issued (TRA)	149,337.92	26,396.01			175,733.93		15,383.19			15,383.19						15,383.19	191,117.12					149,337.92	41,779.20			191,117.12	
Cash Disbursement Ceiling (CDC)																											
Non-Cash Availment Authority (NCAA)																											
Others (CDT, BTr Docs Stamp, etc.)																											
TOTAL	1,503,752.92	544,821.22	-	-	2,048,574.14	188,532.95	54,576.22	-	-	243,109.17	-	-	-	-	-	243,109.17	2,291,683.31	-	-	-	-	1,692,285.87	599,397.44	-	-	2,291,683.31	
FEBRUARY																											
Notice of Cash Allocation																											
MDS Checks Issd	1,649,038.48	683,326.61			2,332,365.09	15,570.00	0			15,570.00						15,570.00	2,347,935.09					1,664,608.48	683,326.61	-	-	2,347,935.09	
Advice to Debit Account	-	-			-					-						-	-					-	-			-	
Tax Remittance Advices Issued	148,511.14	45,009.02			193,520.16												193,520.16					148,511.14	45,009.02			193,520.16	
Cash Disbursement Ceiling																											
Non-Cash Availment Authority																											
Others (CDT, Docs Stamp, etc.)																											
TOTAL	1,797,549.62	728,335.63	-	-	2,525,885.25	15,570.00	-	-	-	15,570.00	-	-	-	-	-	15,570.00	2,541,455.25	-	-	-	-	1,813,119.62	728,335.63	-	-	2,541,455.25	
MARCH																											
Notice of Cash Allocation																											
MDS Checks Issd	2,014,646.94	438,625.47			2,453,272.41					-						-	2,453,272.41					2,014,646.94	438,625.47	-	-	2,453,272.41	
Advice to Debit Account																											
Tax Remittance Advices Issued	158,747.96	16,980.21			175,728.17		133.76			133.76						133.76	175,861.93					158,747.96	17,113.97			175,861.93	
Cash Disbursement Ceiling																											
Non-Cash Availment Authority																											
Others (CDT, Docs Stamp, etc.)																											
TOTAL	2,173,394.90	455,605.68	-	-	2,629,000.58	-	133.76	-	-	133.76	-	-	-	-	-	133.76	2,629,134.34	-	-	-	-	2,173,394.90	455,739.44	-	-	2,629,134.34	
APRIL																											
Notice of Cash Allocation																											
MDS Checks Issd	1,697,959.78	232,055.38			1,930,015.16		3,693.14										1,930,015.16					1,697,959.78	232,055.38	-	-	1,930,015.16	
Advice to Debit Account		173,922.50			173,922.50												173,922.50						177,615.64	-	-	177,615.64	
Tax Remittance Advices Issued	158,747.96				158,747.96												158,747.96					158,747.96				158,747.96	
Cash Disbursement Ceiling																											
Non-Cash Availment Authority																											
Others (CDT, Docs Stamp, etc.)																											
TOTAL	1,856,707.74	405,977.88	-	-	2,262,685.62	-	3,693.14	-	-		-	-	-	-	-		2,262,685.62	-	-	-	-	1,856,707.74	409,671.02	-	-	2,266,378.76	
MAY																											
Notice of Cash Allocation																											
MDS Checks Issd	2,392,529.85	287,702.24			2,680,232.09		956,141.82		8,950.28								2,680,232.09					2,392,529.85	287,702.24	-	-	2,680,232.09	
Advice to Debit Account		350,172.50			350,172.50												350,172.50						1,306,314.32	-	8,950.28	1,315,264.60	
Tax Remittance Advices Issued																											
Cash Disbursement Ceiling																											
Non-Cash Availment Authority																											
Others (CDT, Docs Stamp, etc.)																											
TOTAL	2,392,529.85	637,874.74	-	-	3,030,404.59	-	956,141.82	-	8,950.28	965,092.10	-	-	-	-	-	965,092.10	3,995,496.69	-	-	-	-	2,392,529.85	1,594,016.56	-	8,950.28	3,995,496.69	
June																											
Notice of Cash Allocation																											
MDS Checks Issd	3,553,506.41	147,550.50			3,701,056.91	135,012.39				135,012.39						135,012.39	3,836,069.30					3,688,518.80	147,550.50	-	-	3,836,069.30	
Advice to Debit Account		742,855.39			742,855.39		660,615.23		5,269,124.20	5,929,739.43						5,929,739.43	6,672,594.82						1,403,470.02	-	5,269,124.20	6,672,594.82	
Tax Remittance Advices Issued	143,930.16	26,917.72			170,847.88		54,939.96			54,939.96						54,939.96	225,787.84					143,930.16	81,857.68			225,787.84	
Cash Disbursement Ceiling																											
Non-Cash Availment Authority																											
Others (CDT, Docs Stamp, etc.)																											
TOTAL	3,697,436.57	917,323.61	-	-	4,614,760.18	135,012.39	715,555.19	-	5,269,124.20	6,119,691.78	-	-	-	-	-	6,119,691.78	10,734,451.96	-	-	-	-	3,832,448.96	1,632,878.80	-	5,269,124.20	10,734,451.96	
GRAND TOTAL	13,421,371.60	3,689,938.76	-	-	17,111,310.36	339,115.34	1,730,100.13	-	5,278,074.48	7,343,596.81	-	-	-	-	-	7,343,596.81	24,454,907.17	-	-	-	-	13,760,486.94	5,420,038.89	-	5,278,074.48	24,458,600.31	

SUMMARY:

	Previous Reports (Jan - May)	This month June	As of Date (Jan - June)
Total Disbursement Authorities Received			
NCA	13,673,927.10	9,856,515.94	23,530,443.04
Working Fund			
TRA	719,247.17	225,787.84	945,035.01
CDC			
NCAA			
Others (CDT, BTr Docs Stamp, etc.)			
Less: Notice of Transfer Allocations (NTA)* Issued			
Total Disbursements Authorities Available	13,673,927.10	9,856,515.94	23,530,443.04
Less: Lapsed NCA	-	-	-
Disbursements *	13,004,901.18	10,508,664.12	23,513,565.30
Balance of Disbursements Authorities as of to date	669,025.92	(652,148.18)	16,877.74

Notes: The use of NTA is discouraged
* Amounts should tally

Certified Correct:

OLIVIA N. QUIZON, MPA
ADMINISTRATIVE OFFICER II
Date:

Approved By:

MARILOU T. NERY, MD
CHIEF OF HOSPITAL II
Date:

	Previous Report	This month (June)	As of Date
Total Disbursements Program	13,039,000.00	2,284,000.00	15,323,000.00
Less: * Actual Disbursements	13,004,901.18	10,508,664.12	23,513,565.30
(Over)/Under spending	34,098.82	(8,224,664.12)	(8,190,565.30)

June 2015 Remarks: 6,119,691.78 came from the reverted cash for the year 2014

MONTHLY REPORT OF DISBURSEMENTS
For the month of April 2015

FAR No. 4

Department : HEALTH
Agency : SAN LORENZO RUIZ WOMEN'S HOSPITAL
Operating Unit :
Organization Code (UACS) : 13.001.14.00015
Funding Source Code (as clustered): 101101
(e.g. Old Fund Code: 101,102, 151)

PARTICULARS	CURRENT YEAR BUDGET					PRIOR YEAR'S ACCOUNTS PAYABLE										TRUST LIABILITIES				GRAND TOTAL					Remarks		
	PS	MOOE	Fin. Exp.	CO	TOTAL	PS	MOOE	Fin. Exp.	CO	Sub-Total	PS	MOOE	Fin. Exp.	CO	TOTAL	SUB-TOTAL	PS	MOOE	CO	TOTAL	PS	MOOE	Fin. Exp.	CO		TOTAL	
1	2	3	4	5	6 (= 2+3+4+5)	7	8	9	10	11 (= 7+8+9+10)	12	13	14	15	16 (= 12+13+14+15)	17 (= 11+16)	18 (= 6+17)	19	20	21	22 (= 19+20+21)	23	24	25	26	27 (= 23+24+25+26)	28
JANUARY																											
Notice of Cash Allocation (NCA)	1,354,415.00	518,425.21	-	-	1,872,840.21	188,532.95	39,193.03	-	-	227,725.98	-	-	-	-	-	227,725.98	2,100,566.19	-	-	-	-	1,542,247.95	557,816.24	-	-	2,100,566.19	
Advice to Debit Account	-	-	-	-	-	-	-	-	-	-	-	-	-	-	-	-	-	-	-	-	-	-	-	-	-	-	
Working Fund (NCA) Issued to BTR	-	-	-	-	-	-	-	-	-	-	-	-	-	-	-	-	-	-	-	-	-	-	-	-	-	-	
Tax Remittance Advices Issued (TRA)	149,317.92	26,396.01	-	-	175,713.93	15,383.19	-	-	-	15,383.19	-	-	-	-	-	15,383.19	191,117.12	-	-	-	-	149,317.92	41,779.26	-	-	191,117.12	
Cash Disbursement Ceiling (CDC)	-	-	-	-	-	-	-	-	-	-	-	-	-	-	-	-	-	-	-	-	-	-	-	-	-	-	
Non-Cash Availment Authority (NCAA)	-	-	-	-	-	-	-	-	-	-	-	-	-	-	-	-	-	-	-	-	-	-	-	-	-	-	
Others (COT, BTR, Docs Stamp, etc.)	-	-	-	-	-	-	-	-	-	-	-	-	-	-	-	-	-	-	-	-	-	-	-	-	-	-	
TOTAL	1,503,732.92	544,821.22	-	-	2,048,554.14	188,532.95	54,576.22	-	-	243,109.17	-	-	-	-	-	243,109.17	2,291,683.31	-	-	-	-	1,692,265.87	599,997.44	-	-	2,291,683.31	
FEBRUARY																											
Notice of Cash Allocation (NCA)	1,640,018.48	683,326.61	-	-	2,323,365.09	15,570.00	0	-	-	15,570.00	-	-	-	-	-	15,570.00	2,347,935.09	-	-	-	-	1,664,696.49	693,326.61	-	-	2,347,935.09	
Advice to Debit Account	-	-	-	-	-	-	-	-	-	-	-	-	-	-	-	-	-	-	-	-	-	-	-	-	-	-	
Tax Remittance Advices Issued	148,511.14	45,000.02	-	-	193,511.16	193,520.56	-	-	-	-	-	-	-	-	-	-	193,520.16	-	-	-	-	148,511.14	45,000.02	-	-	193,520.16	
Cash Disbursement Ceiling	-	-	-	-	-	-	-	-	-	-	-	-	-	-	-	-	-	-	-	-	-	-	-	-	-	-	
Non-Cash Availment Authority	-	-	-	-	-	-	-	-	-	-	-	-	-	-	-	-	-	-	-	-	-	-	-	-	-	-	
Others (COT, Docs Stamp, etc.)	-	-	-	-	-	-	-	-	-	-	-	-	-	-	-	-	-	-	-	-	-	-	-	-	-	-	
TOTAL	1,797,549.62	728,336.63	-	-	2,525,886.25	15,570.00	-	-	-	15,570.00	-	-	-	-	-	15,570.00	2,541,455.25	-	-	-	-	1,813,119.62	728,336.63	-	-	2,541,455.25	
MARCH																											
Notice of Cash Allocation (NCA)	2,014,646.94	418,625.47	-	-	2,433,272.41	-	-	-	-	-	-	-	-	-	-	-	2,433,272.41	-	-	-	-	2,014,646.94	418,625.47	-	-	2,433,272.41	
Advice to Debit Account	-	-	-	-	-	-	-	-	-	-	-	-	-	-	-	-	-	-	-	-	-	-	-	-	-	-	
Tax Remittance Advices Issued	158,747.96	16,880.21	-	-	175,628.17	133.76	-	-	-	133.76	-	-	-	-	-	133.76	175,861.93	-	-	-	-	158,747.96	17,112.87	-	-	175,861.93	
Cash Disbursement Ceiling	-	-	-	-	-	-	-	-	-	-	-	-	-	-	-	-	-	-	-	-	-	-	-	-	-	-	
Non-Cash Availment Authority	-	-	-	-	-	-	-	-	-	-	-	-	-	-	-	-	-	-	-	-	-	-	-	-	-	-	
Others (COT, Docs Stamp, etc.)	-	-	-	-	-	-	-	-	-	-	-	-	-	-	-	-	-	-	-	-	-	-	-	-	-	-	
TOTAL	2,173,394.90	435,505.68	-	-	2,629,000.58	133.76	-	-	-	133.76	-	-	-	-	-	133.76	2,629,134.34	-	-	-	-	2,173,394.90	435,739.44	-	-	2,629,134.34	
APRIL																											
Notice of Cash Allocation (NCA)	1,697,919.78	232,035.38	-	-	1,930,015.16	-	-	-	-	-	-	-	-	-	-	-	1,930,015.16	-	-	-	-	1,697,919.78	232,035.38	-	-	1,930,015.16	
Advice to Debit Account	-	-	-	-	-	-	-	-	-	-	-	-	-	-	-	-	-	-	-	-	-	-	-	-	-	-	
Tax Remittance Advices Issued	158,747.96	-	-	-	158,747.96	3,693.14	-	-	-	-	-	-	-	-	-	-	173,822.50	-	-	-	-	158,747.96	-	-	-	177,615.64	
Cash Disbursement Ceiling	-	-	-	-	-	-	-	-	-	-	-	-	-	-	-	-	-	-	-	-	-	-	-	-	-	-	
Non-Cash Availment Authority	-	-	-	-	-	-	-	-	-	-	-	-	-	-	-	-	-	-	-	-	-	-	-	-	-	-	
Others (COT, Docs Stamp, etc.)	-	-	-	-	-	-	-	-	-	-	-	-	-	-	-	-	-	-	-	-	-	-	-	-	-	-	
TOTAL	1,856,707.74	405,977.88	-	-	2,262,685.62	-	3,693.14	-	-	-	-	-	-	-	-	-	2,262,685.62	-	-	-	-	1,856,707.74	409,671.02	-	-	2,266,378.76	
GRAND TOTAL	7,311,405.18	2,114,740.41	-	-	9,466,145.59	204,102.95	58,401.12	-	-	258,812.91	-	-	-	-	-	258,812.91	9,724,958.12	-	-	-	-	7,315,508.13	2,193,143.53	-	-	9,728,651.66	

SUMMARY:

	Previous Reports (Jan - March)	This month April	As of Date (Jan-April)		Previous Report	This month	As of Date
Total Disbursement Authorities Received	6,902,501.00	2,587,187.00	9,489,688.00	Total Disbursements Program	7,105,000.00	2,663,000.00	9,768,000.00
NCA				Less - Actual Disbursements	2,726,035.37	2,112,653.11	3,000,500.00
Working Fund				(Over)/Under spending	<u>301,964.63</u>	<u>650,346.89</u>	<u>359,566.91</u>
TRA	560,499.21	158,747.96	719,247.17				
CDC							
NCAA							
Others (COT, BTR, Docs Stamp, etc.)							
Less: Notice of Transfer Allocations (NTA)* Issued							
Total Disbursements Authorities Available	6,902,501.00	2,587,187.00	9,489,688.00				
Less: Lessen NCA							
Disbursements *	<u>6,901,773.69</u>	<u>2,167,630.80</u>	<u>9,069,404.49</u>				
Balance of Disbursements Authorities as of to date	727.31	495,136.20	495,263.51				

Notes: * The use of NTA is discouraged
* Amounts should tally

Certified Correct:

Approved By:

OLIVERA N. QUIZON, MPA
ADMINISTRATIVE OFFICER II
Date:

MARILOU Y. NERY, MD
QC-CHIEF OF HOSPITAL II
Date:

MONTHLY REPORT OF DISBURSEMENTS
For the month of March 2015

Department : HEALTH
Agency :
Operating Unit :
Organization Code (UACS) : SAN LORENZO RUIZ WOMEN'S HOSPITAL
Funding Source Code (as clustered):
(e.g. Old Fund Code: 101,102, 151)


PARTICULARS	CURRENT YEAR BUDGET					PRIOR YEAR'S BUDGET											SUB-TOTAL	TRUST LIABILITIES				GRAND TOTAL					Remarks	
	PS	MOOE	Fin. Exp	CO	TOTAL	PRIOR YEAR'S ACCOUNTS PAYABLE					NT YEAR'S ACCOUNTS PA							TOTAL	PS	MOOE	CO	TOTAL	PS	MOOE	Fin. Exp	CO		TOTAL
						PS	MOOE	Fin. Exp	CO	Sub-Total	PS	MOOE	Fin. Exp	CO	b-To													
1	2	3	4	5	6=(2+ 3+4+5)	7	8	9	10	11=(7+ 8+9+10)	12	13	14	15	16=(12+ 13+14+15)	17=(11+16)	18=(6+17)	19	20	21	22=(19+ 20+21)	23	24	25	26	27=(23+24+25+ 26)	28	
JANUARY																												
Notice of Cash Allocation (NCA)																						-	-	-	-	-		
MDS Checks Issued	1,354,415.00	518,425.21			1,872,840.21	188,532.95	39,193.03			227,725.98						227,725.98	2,100,566.19					1,542,947.95	557,618.24	-	-	-	2,100,566.19	
Advice to Debit Account	-	-			-					-						-	-					-	-	-	-	-		
Working Fund (NCA issued to BTr)																						-	-	-	-	-		
Tax Remittance Advices Issued (TRA)	149,337.92	26,396.01			175,733.93		15,383.19			15,383.19						15,383.19	191,117.12					149,337.92	41,779.20	-	-	-	191,117.12	
Cash Disbursement Ceiling (CDC)										-						-	-					-	-	-	-	-		
Non-Cash Availment Authority (NCAA)										-						-	-					-	-	-	-	-		
Others (CDT, BTr Docs Stamp, etc.)										-						-	-					-	-	-	-	-		
TOTAL	1,503,752.92	544,821.22	-	-	2,048,574.14	188,532.95	54,576.22	-	-	243,109.17	-	-	-	-	-	243,109.17	2,291,683.31	-	-	-	-	1,692,285.87	599,397.44	-	-	-	2,291,683.31	
FEBRUARY																												
Notice of Cash Allocation																												
MDS Checks Issued	1,649,038.48	683,326.61			2,332,365.09	15,570.00				15,570.00						15,570.00	2,347,935.09					1,664,608.48	683,326.61	-	-	-	2,347,935.09	
Advice to Debit Account	-	-			-					-						-	-					-	-	-	-	-		
Tax Remittance Advices Issued	148,511.14	45,009.02			193,520.16												193,520.16					148,511.14	45,009.02	-	-	-	193,520.16	
Cash Disbursement Ceiling																						-	-	-	-	-		
Non-Cash Availment Authority																						-	-	-	-	-		
Others (CDT, Docs Stamp, etc.)																						-	-	-	-	-		
TOTAL	1,797,549.62	728,335.63	-	-	2,525,885.25	15,570.00	-	-	-	15,570.00	-	-	-	-	-	15,570.00	2,541,455.25	-	-	-	-	1,813,119.62	728,335.63	-	-	-	2,541,455.25	
MARCH																												
Notice of Cash Allocation																												
MDS Checks Issued	2,014,646.94	438,625.47			2,453,272.41					-						-	2,453,272.41					2,014,646.94	438,625.47	-	-	-	2,453,272.41	
Advice to Debit Account																												
Tax Remittance Advices Issued	158747.96	16980.21			175,728.17		133.76			133.76						133.76	175,861.93					158,747.96	17,113.97				175,861.93	
Cash Disbursement Ceiling																												
Non-Cash Availment Authority																												
Others (CDT, Docs Stamp, etc.)																												
TOTAL																												
1ST QUARTER																												
Notice of Cash Allocation																												
MDS Checks Issued																												
Advice to Debit Account																												
Tax Remittance Advices Issued																												
Cash Disbursement Ceiling																												
Non-Cash Availment Authority																												
Others (CDT, Docs Stamp, etc.)																												
TOTAL																												
GRAND TOTAL																												

SUMMARY:


	Previous Report	This month	As of Date		Previous Report	This month	As of Date
Total Disbursement Authorities Received				Total Disbursements Program	4,601,000.00	2,500,000.00	7,101,000.00
NCA	4,469,334.00	2,433,167.00	6,902,501.00	Less: * Actual Disbursements	4,448,501.28	2,347,935.09	6,796,436.37
Working Fund				(Over)/Under spending	152,498.72	152,065	304,564
TRA	384,637.28						
CDC							
NCAA							
Others (CDT, BTr Docs Stamp, etc.)							
Less: Notice of Transfer Allocations (NTA)* issued							
Total Disbursements Authorities Available	4,469,334.00	2,433,167.00					
Less: Lapsed NCA	-		-				
Disbursements *	4,448,501.28	2,453,272.41	6,901,773.69				
Balance of Disbursements Authorities as of to date	20,832.72	(20,105.41)	727.31				

Notes: The use of NTA is discouraged
* Amounts should tally

Certified Correct:


OLIVIA N. QUIZON, MPA
ADMINISTRATIVE OFFICER II
Date:

Approved By:


MARILOU T. NERY, MD
OIC-CHIEF OF HOSPITAL II
Date: